

BLACKTOWN CITY AND DISTRICT
CRICKET ASSOCIATION



NINTH ANNUAL REPORT
AND FINANCIAL STATEMENT
SEASON 90/91

PRESIDENT'S REPORT 1990/1991 SEASON.

It is with pleasure that I present to you, the ninth Annual Reports of the Blacktown City and District Cricket Association Incorporated. Again this year I have had the pleasure of being associated with a very dedicated group of workers, I would to congratulate and thank the Committee for the great job that they have done in the past 12 months.

I would like to congratulate the teams, both Junior and Senior on the way in which they have competed for the right to be Premiers for the season. Apart from a few isolated instances, the games have been conducted in a very keen but sportsman like manner, much to the credit of the Captains, Coaches, Managers and Committees of the various Clubs. To the various Premiers may I say "Well Done" you have earned the right to feel proud of your achievements. To those Teams who never quite made it this year, may I encourage you to try again next season as your turn will come, there can never be a winner without strong competition to play against. Individually there have been many fine achievements this year, as you will see in the list of Trophy winners. Congratulations to these people

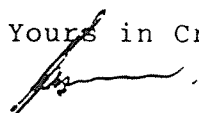
Our Representative sides have shown us that Blacktown City can be proud of our Teams, they were again a credit to the Association, their Coaches and Managers, well done by all who participated. I would like to thank Blacktown City Council for their continued support of the Association.

With the growing cost involved in successfully running the Association it is with regret that we have to look at ways of raising more funds, the notice of motion to be considered tonight will help with this cause so I strongly recommend to you to support it. Also it will be considered to increase club affiliation fees, there has not been an increase in fees for a number of years, in the nine years of the Association fees have increased by only twenty-five dollars. It is a credit to the Committee that they were able to run the Association on a budget that is years behind the times.

I would like to thank all Clubs, sponsors and supporters of the Association, without your help we would find it much harder to achieve our aims.

I wish to thank the Umpires for the good job that they have done this year.

Yours in Cricket,



Greg Evans.JP.

President.

B.C & D.C.A.Inc.

SECRETARY'S REPORT.

My report will be brief as I have held this position for only a short time. This was my first year on the B.C. & D.C.A.Inc. I can only speak on my experience and say that until you are part of the Association level of your chosen sport, you have no idea how much work goes into the season.

The Association may not have pleased all Clubs with some decisions, but we did our best and you cannot ask for more than that. I wish the Committee the best of luck for the future, as I will not be standing for any position this year.

Yours in Sport,

.....
Mrs Carol Luke.JP.
Secretary
B.C. & D.C.A. Inc.

TREASURERS REPORT.

If the 89/90 Committee thought that it was a difficult season financially, believe me 90/91 was harder still. I'd like to just make a few items available to the Clubs of the difficulties we had.

1. We were working on a budget at least 4 years old.
2. Any money that we had accumulated over the years, had been used up by the end of 89/90 season.
3. Rising costs for equipment, balls, trophies etc didn't help.
4. We had the Jnr. Country Tour which we didn't have the previous season.- More money of course from our dwindling coffers.
5. There were less trophies purchased this year but cost us \$200 more.
6. A full compliment of Representative sides for the 1st time- about \$2,000 more than last season.
7. Lack of interest by quite a few Clubs in the selling of raffle tickets (only 1 Snr. and 1 Jnr)-- very disappointing.
8. Much more disappointing for your hardworking and depleted (for one reason or another) Committee was the lack of interest and support at the Senior Presentation:- not good enough.

Whilst I realize the economic situation is pretty grim at the moment, I believe \$20 per head for a night out with Good food, Disco and bar service, the Hall Hire taken into account as well, is average it has been \$20 per head for the last 4 years that I know of. In one word TERRIBLE.

BUT after all our trials and tribulations I'm happy to report we are still in the black:-- BUT ONLY JUST.

I am appealing to ALL Clubs for much more support next season. The work done by the Association (as with the Clubs) is all Honorary and all of us on the Committee serve on Committees in our own Clubs as well, so it is not easy. We all do it in the name of Cricket and pride in our District, but we need much more support to show that what we do is at the very least, worth it. Once again, our Juniors put the Seniors to shame with the attendance at their Presentation. We might have to look for a bigger Hall next year or at the very least, put microphones outside. Thank you boys, mothers, fathers and families for your attendance we really appreciateed it and sincerely hope everyone had an enjoyable evening. Because of "Gremlins" once again we weren't able to organize our Jnr Cricket Bat raffle until 2nd last game of the season. My grateful thanks to the 8 people who helped me sell the tickets around all the grounds in the district. Space does not permit me to naming them or the Clubs they belong to but they will already have received my personal thank-you card and know who they are. We sold 500 tickets. After paying for the Jnr. Presentation I was able to Bank \$266 clear profit. So thank-you ladies and Gentlemen for all your help. Thank-you to our major sponsors-Prospect Electricity for their generosity once again. Also thank-you to our other sponsors for the representative teams. Lastly but by no means least I would like to thank our President Mr Greg Evans as indeed every player, in every Club in Blacktown City District should be doing for keeping us together last season. Without his tireless effort and firm belief in our Districts Cricket Association we wouldn't have made it. I would also like to thank his "silent partner" his wife Barbara for all the typing and boy was there some! Thanks Barbara. Thank-you to all the remaining Committee for their support. Thank-you to old friends and new for your support.

A. Tanner

A. TANNER. TREASURER.

BLACKTOWN CITY AND DISTRICT CRICKET ASSOCIATION

FINANCIAL STATEMENT

STATEMENT OF RECEIPTS AND PAYMENTS


AS AT 31st. March, 1991.

<u>RECEIPTS</u>		<u>PAYMENTS</u>	
Bank Balance as at 1st August, 1990	900.83	Trophies 89/90	344.00
Affiliation and Insurance	9546.00	Bank Charges	33.35
Fines	250.00	Printing & Stationary	406.65
Sponsorship & Donations	3300.00	NSWJCU Affiliation Fees	704.00
Instant Party & Jnr. Raffle	2206.00	Honorariums	500.00
Repayment W.Purcell	150.00	Postage Inc P.O. Box Rental	394.36
Incorporation Fees	78.00	Snr & Jnr Presentation 89/90	294.84
Miscellaneous		Expenses W.Ashe 89/90	1000.00
Telathon Appeal	130.00	NSWJCU Fines	50.00
Score Books	280.00	<u>Inter-Shell Representative Expenses</u>	
Ground Fees	122.00	Umpires	2710.00
U/16's Comp&NSW CountryTour	516.00	Caps	3461.50
Protests	100.00	Balls	2040.00
Money Owing 89/90	131.80	T.Shirts	1519.00
		Managers Expenses(Ref)	350.00
		NSW Country Tour	950.00
		<u>Miscellaneous</u>	11030.50
		Score Books	408.00
		U/16's Ins to Nepean	105.00
		Instant Party Prizes	739.98
		Jnr Raffle Prizes	140.00
		Disputes Refunds	50.00
		Ret Cheques&Bank Charg	231.00
		Coaching Clinic Expense	325.66
		Ground Fees 89/90	42.00
		Florist	84.50
		Incidentals	24.00
		Telathon Appeal	170.00
		Bank Balance at 1st April 1991	2320.14
			<u>632.79</u>
			<u>17710.63</u>


A. Tanner

A. TANNER - HON TREASURER.

I, the undersigned, having had access to all the books and accounts of this Association, have examined the Financial Statement and verified the same with the accounts, vouchers and Bank Statements relating thereto, and in my opinion the Statement correctly sets out the true financial position of the Association as shown by it's book and papers as at 31st March, 1991.



R. KEYS - Hon. Auditor.



R. Keys - Treasurer Nepean District Amateur Athletic Club
Treasurer Doonside Little Athletic Centre Inc.

JUNIOR COMPETITION SECRETARY'S REPORT
1989-90 SEASON

JUNIOR COMPETITION

The 1989-90 season was what I would call a very successful year. This year saw six Junior Divisions run starting from Under 10's through to Under 15's, comprising 46 Junior Teams from 11 local Cricket Clubs.

This year's Premiers were:-	10's	Blacktown Workers
	11's	Cedars Tavern
	12's	Blacktown Workers
	13's	Rooty Hill Workers
	14's	Rooty Hill
	15's	Blacktown Workers

Congratulations to all these winning teams, but to the losing teams from the semis and finals- bad luck, unfortunately, there can only be 1 winner. However there is next year to look forward to. Of the beaten teams in the finals it must be said that St Pats Cricket Club were very unlucky as they played in 5 semis and 3 finals from 11's to Under 15's and were on the wrong end of a result in all Divisions. This was what most clubs would call bad luck but the club ended up deserving Junior Club Champions for the season. So they can still say they had a very successful season.

I would like to make mention of Mr Bill Ashe for his outstanding efforts this year with the Junior Representative team. Bill spent hours chasing sponsorships, organising coaching clinics, also took a lucky group of boys from the district to train with our N.S.W. Shield team at the Cricket Ground, but these were just a few of Bill Ashe's doings this year. Junior cricket in this district will no doubt benefit in the years to come from the likes of Bill Ashe.

There is a bunch of people who deserve to be thanked as well as anybody. They are the Coaches & Managers of all Junior teams. The many hours that you spend encouraging the young players to enjoy the game as well as trying to win, must be very satisfying. The young players of today are the future of Cricket.

In closing I would like to thank all club Secretaries for their help throughout the season. Thanks also to Les Sutcliffe and Kevin O'Connor for always making time to answer any questions or problems I struck throughout the season. Being a part of the Association Committee for the first time like most members were, I believe that we ran a good spirited competition and can be happy with our results. The experience gained by all can only improve things next season.

JUNIOR COMPETITION
SECRETARY

District Umpires Report.

Dear Delegates,

Well the 90/91 season is over and 91/92 season is on the way in. I wish to congratulate all the successful Teams congratulations on a job well done and to all the losers well 91/92 season is around the corner and it could be yours, so think positive. To the District Committee thanks for your co-operation especially the Junior and Senior Competition Secretaries Julie Maddock and Don Sutcliffe "Jnr." respectively, I thank you both. Also to Club Secretaries for their co-operation, it made my job that little bit easier. As for the Umpires Association we did not improve on members this year but we did not lose our 28 Members (not all active) and 7 Junior Members of which we are the biggest in N.S.W. for our Juniors. We averaged 14 per round, so the Umpires did not have to ask for any help in the Semis and Finals in the Seniors for the second year in a row. I feel by the enquires I have had since the season finished, we will have approximately 17 Umpires per round next season. I also intend to improve our Juniors, well enough said about the Umpires, so until next season I will leave you with this thought. Remember! Umpires are only human and make mistakes, so don't abuse Umpires, like has happened in the last season. I am sure Blacktown Umpires will be the best in N.S.W.

Yours in Cricket,


Paul Morgan.

P.S. Fees for 1991/1992 Seasons are as follows:-
SENIORS \$22 per TEAM per DAY.
JUNIORS \$8 per TEAM per DAY.

BLACKTOWN CITY AND DISTRICT CRICKET ASSOCIATION INCORPORATED.

GRADED PLAYERS 1991/1992 SEASON.

1st GRADE

D. WOET	Blacktown City
D. Lee	Blacktown City
C. Wynn-Jones	Blacktown East
D. Nichol	Blacktown Workers
T. Mitchell	Blacktown Workers
B. Howarth	Mt. Druitt Cedars
Greg James	Rooty Hill
D. Boethwich	Rooty Hill
M. Reveley	Doonside
C. Reveley	Doonside

2nd GRADE

A. Angius	Minchinbury
B. Cook	Builders Workers
G. Cook	Builders Workers
R. Cook	Builders Workers
G. Bulpett	Shalvey
B. Feaser	Shalvey
A. Pope	Shalvey
T. Peasley	Quakers Hill
T. Woodward	Quakers Hill
D. Glover	Quakers Hill
P. Lane	Quakers Hill
D. Bradbury	Quakers Hill
D. Tokic	Quakers Hill

3rd GRADE

M. Liddle	John Paul II
L. McGee	John Paul II
G. Delaney	Blacktown Workers
W. Grange	Blue Cattle Dog
R. Chambers	Blue Cattle Dog
C. Starr	Blacktown City Demons
P. Holm	Blacktown City Demons
G. Reynolds	Blacktown City Demons
G. Buchanan	Blacktown City Demons
J. Stewart	Mt. Druitt Cedars
J. Rudd	Doonside
S. Morgan	Doonside
N. O'Leary	Doonside
C. Wallis	Doonside
R. Rath	Doonside
S. Hadland	St. Mary's R.S.L.
C. McGovern	St. Mary's R.S.L.
B. Fisher	St. Mary's R.S.L.
C. Hart	St. Mary's R.S.L.
R. Riber	Western Waratahs
P. Wright	Western Waratahs
S. Collins	Western Waratahs

4th GRADE

G. Pope	Tregear
J. Prater	Tregear
S. Willett	Tregear
R. Davis	Blacktown City
J. Kane	Blacktown City
A. Muscat	Blacktown City
G. Wheeler	Blacktown City
M. Gembles	Blacktown Rebels
K. Ford	Blacktown Rebels

4th GRADE

K. Seeley
W. Marshal
G. Jones
R. Parkin
B. Lightfoot
J. Deal

5th GRADE

G. Smith
R. Bishop SNR.
D. Gauchi
S. Gauchi
C. Lester
A. Davis

6th GRADE

C. Boyd
W. Walton
A. Mitchell
C. Bridgan
W. Ladd
A. Cohan
A. Mathews
P. Annetts
D. Fordham
G. Brown
Trent Dollar
Travis Dollar
B. Dollar
M. Ross
S. Ektas
P. DeLange
B. Gurney
C. Pathirawage
S. Grange

7th GRADE

M. Ellison
G. Gibson
D. McMillan
P. Armstrong
T. O'Brien
A. Wort
P. Bently
E. Steele
W. Jones
M. Studders
B. Gold
S. Cochran
Flood
Wicks
G. Moynihan
M. Raynor
D. Amburah-Ranat

8th GRADE

P. Bagnall
D. Hamilton
G. Aldred
P. Satchi
N. Mackay
B. Bennett Snr
R. Adland
G. Dobson

Rooty Hill R.S.L.
Minchinbury
Minchinbury
Minchinbury
Blacktown Workers
Blacktown Workers

Mt.Druitt Cedars
Mt.Druitt Cedars
Blacktown City Demons
Blacktown City Demons
Blacktown City Demons
Western Waratahs

Blacktown Workers
Blacktown Workers
Blacktown Workers
Blacktown Workers
Mt.Druitt Cedars
Mt.Druitt Cedars
Mt.Druitt Cedars
Shalvey
Shalvey
Blacktown City
Blacktown City
Blacktown City
Blacktown City
Blue Hawks
Blue Hawks
Blue Hawks
Blue Hawks
Blacktown Workers
Doonside

Madang
Madang
Madang
Blacktown City
Blacktown City
Blacktown City
Blacktown City
Blacktown City
Builders Workers
Builders Workers
Builders Workers
Builders Workers
John Paul II
John Paul II
John Paul II
Doonside
Doonside

Madang
Madang
Madang
Rooty Hill R.S.L.
Rooty Hill R.S.L.
Rooty Hill R.S.L.
Lynwood Park
Lynwood Park

8th GRADE

J. Cepak
M. Tripicano
D. Dries
M. Herbert
P. Hibbs
O. Anaya
K. Cohen
Allan Smith

Lynwood Park
Lynwood Park
Blacktown Workers
Doonside
Doonside
Mt.Druitt Cedars
Mt.Druitt Cedars
Mt.Druitt Cedars

UNDER 10's

FINAL POINTS TABLE: Lalor Park 104, St Pats 94, Shalvey 75,
Workers (White) 63, St Marys 61, Workers
(Black) 60, Rooty Hill RSL 55, Cedars 24.

(No Semi-finals or Finals are contested in this Age Group)

BEST PERFORMANCES

<u>BATTING AVERAGE:</u>	D. Badger	Lalor Park	47.00
<u>BATTING AGGREGATE:</u>	J. Kelso	Lalor Park	283
<u>HIGHEST SCORE:</u>	J. Kelso	Lalor Park	44
<u>BOWLING AVERAGE:</u>	G. Stone	St Pats	3.16
<u>BOWLING AGGREGATE:</u>	G. Stone	St Pats	25

BATTING

		<u>H.S.</u>	<u>INNS</u>	<u>N.O.</u>	<u>RUNS</u>	<u>AVE</u>
J. Kelso	Lalor Park	44	17	8	283	31.44
D. Badger	Lalor Park	33	16	10	282	47.00
N. Ward	Rooty Hill RSL	33x	16	8	260	32.50
J. Neil	Cedars	37x	18	6	260	21.66

BOWLING

		<u>OVERS</u>	<u>MDNS</u>	<u>WKTS</u>	<u>RUNS</u>	<u>AVE</u>
G. Stone	St Pats	74	33	25	79	3.16
A. Day	Lalor Park	79	27	20	104	5.20
P. Norris	St Pats	68	29	19	108	5.68
J. Kelso	Lalor Park	83	30	19	116	6.10
M. Hancock	Shalvey	85	33	19	116	6.10

UNDER 11's

FINAL POINTS TABLE: B'town Workers 70 (63.63%), Rooty Hill 63 (61%),
Lalor Park 67 (60.90%), B'town City 34 (34%),
Quakers Hill 33 (33%), St Marys RSL 32 (29.05%),
St Pats 29 (26.36%), Doonside 25 (22.72%),
Shalvey 24 (21.81%).

SEMI FINALS: B'Town Workers 10/167 Def B'Town City 10/42
Lalor Park 3/121 Def Rooty Hill 10/72 & 10/70

FINAL: Workers 2/83 Def Lalor Park 10/79

MINOR PREMIERS: B'Town Workers

PREMIERS: B'Town Workers

BEST PERFORMANCES

BATTING AVERAGE: Ben Davis Rooty Hill 63.00
BATTING AGGREGATE: Ben Davis Rooty Hill 378
HIGHEST SCORE: Ben Davis Rooty Hill 102x
BOWLING AVERAGE: Ben Davis Rooty Hill 3.75
BOWLING AGGREGATE: Ben Davis Rooty Hill 56

BATTING

		<u>H.S.</u>	<u>INNS</u>	<u>N.O.</u>	<u>RUNS</u>	<u>AVE</u>
B. Davis	Rooty Hill	102x	10	4	378	63.00
A. O'Brien	Lalor Park	75	11	3	339	42.37
W. Cochran	Rooty Hill	50x	11	4	263	37.57
C. Wright	Workers	53	11	1	252	25.20

BOWLING

		<u>OVERS</u>	<u>MDNS</u>	<u>WKTS</u>	<u>RUNS</u>	<u>AVE</u>
B. Davies	Rooty Hill	152.1	65	56	210	3.75
S. Tokic	St Pats	169.2	40	43	348	8.93
A. O'Brien	Lalor Park	127	31	35	225	6.42
S. Barlow	Lalor Park	126.4	40	32	227	7.09
D. Murdock	Shalvey	101	19	28	237	8.46

UNDER 12's

FINAL POINTS TABLE: Cedars 63 (63%), Rooty Hill (White) 54 (54%),
B'Town Workers 52 (52%), St Pats 49 (49%),
St Marys 28 (28%), Rooty Hill (Blue) 20 (18%),
Lalor Park 6 (5.4%).

SEMI FINALS: Cedars 10/116 Def St Pats 10/64
Rooty Hill (White) 10/159 Def Workers 10/98

FINAL: Cedars 8/268 Def Rooty Hill (White) 10/79

MINOR PREMIERS: Cedars

PREMIERS: Cedars

BEST PERFORMANCES

BATTING AVERAGE: C. McCrudden St Pats 79.00
BATTING AGGREGATE: C. McCrudden St Pats 474
HIGHEST SCORE: K. Shaw Cedars 112x
BOWLING AVERAGE: B. Maher Cedars 5.97
BOWLING AGGREGATE: N. Baxter R. Hill (White) 56

BATTING

		<u>H.S.</u>	<u>INNS</u>	<u>N.O.</u>	<u>RUNS</u>	<u>AVE</u>
C. McCrudden	St Pats	86	12	6	474	79.00
K. Shaw	Cedars	112x	12	4	417	52.12
B. Maher	Cedars	76x	11	5	373	62.16
D. Castellino	R. Hill(Blue)	100x	17	1	350	21.87

BOWLING

		<u>OVERS</u>	<u>MDNS</u>	<u>WKTS</u>	<u>RUNS</u>	<u>AVE</u>
N. Baxter	R. Hill (White)	165.2	45	56	340	6.07
T. Stannard	R. Hill (White)	166.5	40	45	333	7.40
B. Maher	Cedars	153	50	39	233	5.97
D. Pollard	St Marys	162	42	34	389	11.44

UNDER 13's

FINAL POINTS TABLE: B'Town Workers 72, Doonside 62, St Pats 60,
Cedars 55, Shalvey 37, B'Town City 28,
Rooty Hill 19, Lalor Park 19.

SEMI FINALS: St Pats 1/154 Def Doonside 9/141
Cedars 10/196 Def Workers 10/86

FINAL: Cedars 10/103 & 3/123 Def St Pats 9 dec 63

MINOR PREMIERS: B'Town Workers

PREMIERS: Cedars

BEST PERFORMANCES

<u>BATTING AVERAGE:</u>	S. Falls	St Pats	51.89
<u>BATTING AGGREGATE:</u>	S. Falls	St Pats	467
<u>HIGHEST SCORE:</u>	P. Yates	St Pats	127
<u>BOWLING AVERAGE:</u>	S. Falls	St Pats	7.45
<u>BOWLING AGGREGATE:</u>	S. Darnley	Doonside	34

BATTING

		<u>H.S.</u>	<u>INNS</u>	<u>N.O.</u>	<u>RUNS</u>	<u>AVE</u>
S. Falls	St Pats	75	10	1	467	51.89
D. Smith	Workers	68	12	3	458	50.80
P. Yates	St Pats	127	11	-	397	36.09

BOWLING

		<u>OVERS</u>	<u>MDNS</u>	<u>WKTS</u>	<u>RUNS</u>	<u>AVE</u>
S. Darnley	Doonside	166	31	34	349	10.26
D. McWhinney	Workers	134.1	41	31	256	8.25
B. Buffet	Workers	143.1	42	23	306	13.30
S. Murray	Doonside	134	26	24	288	12.00
P. Yates	St Pats	90	27	21	206	9.80
S. Falls	St Pats	93	24	20	149	7.45

UNDER 14's

FINAL POINTS TABLE: B'Town Workers 81, Rooty Hill (White) 67,
Lalor Park 52, Rooty Hill (Blue) 45,
Doonside 25, St Pats 8.

SEMI FINALS: B'Town Workers 7/197 Def R. Hill (Blue) 10/104
Lalor Park 10/157 Def R. Hill (White) 10/143

FINAL: Lalor Park 9/158 Def B'Town Workers 10/102

MINOR PREMIERS: B'Town Workers

PREMIERS: Lalor Park

BEST PERFORMANCES

BATTING AVERAGE: J. Perisa Workers 60.20
BATTING AGGREGATE: G. Rodgers Workers 427
HIGHEST SCORE: J. Perisa Workers 115x
BOWLING AVERAGE: B. Besent R. Hill (White) 5.30
BOWLING AGGREGATE: A. Rogers R. Hill (White) 44

BATTING

		<u>H.S.</u>	<u>INNS</u>	<u>N.O.</u>	<u>RUNS</u>	<u>AVE</u>
g. Rodgers	Workers	88	9	1	427	58.30
C. Pilbin	R. Hill (White)	74	12	3	394	43.77
J. Perisa	Workers	115x	8	3	301	60.20

BOWLING

		<u>OVERS</u>	<u>MDNS</u>	<u>WKTS</u>	<u>RUNS</u>	<u>AVE</u>
A. Rogers	R. Hill (White)	170.3	61	44	363	8.25
B. Besent	R. Hill (White)	84.5	28	36	191	5.30
S. Hupton	St Pats	115	22	31	316	10.19
M. Joines	Workers	72	28	30	181	6.00

UNDER 15's

FINAL POINTS TABLE: Rooty Hill 56 (56%), B'Town Workers 46 (46%),
St Pats 41 (45.55%), Marayong 17 (18.88%),
Doonside 11 (11%).

SEMI FINALS: Rooty Hill 5/113 Def Marayong 10/108
B'Town Workers 6/181 Def St Pats 10/103

FINAL: B'Town Workers 6/181 Def Rooty Hill 10/171

MINOR PREMIERS: Rooty Hill

PREMIERS: B'Town Workers

BEST PERFORMANCES

BATTING AVERAGE: D. Duroux Rooty Hill 84.50
BATTING AGGREGATE: D. Duroux Rooty Hill 507
HIGHEST SCORE: D. Hay St Pats 120
BOWLING AVERAGE: B. Dollar Rooty Hill 8.82
BOWLING AGGREGATE: B. Dollar Rooty Hill 28

BATTING

		<u>H.S.</u>	<u>INNS</u>	<u>N.O.</u>	<u>RUNS</u>	<u>AVE</u>
D. Duroux	Rooty Hill	118x	10	4	507	84.50
B. Allan	Rooty Hill	118x	9	3	382	63.66
D. Hay	St Pats	120	9	3	297	49.50
J. Okroglic	Doonside	85	9	-	238	26.44

BOWLING

		<u>OVERS</u>	<u>MDNS</u>	<u>WKTS</u>	<u>RUNS</u>	<u>AVE</u>
B. Dollar	Rooty Hill	92.3	20	28	247	8.82
B. Abercrombie	Workers	116	23	26	341	13.11
A. Carson	Rooty Hill	71	18	20	178	8.90
M. Evans	Workers	60	15	20	167	8.35

BLACKTOWN CITY & DISTRICT CRICKET ASSOCIATION RECORDS

HIGHEST BATTING AVERAGE IN SEASON

U/10 Div 1	C.McCrudden	97.00	(88/89)	St.Patricks
U/10 Div 2	C.Potts	46.44	(86/87)	Doonside
U/11 Div 1	C.Beacroft	90.00	(88/89)	St.Patricks
U/11 Div 2	G.Sullivan	50.14	(85/86)	St.Marys R.S.L
U/12 Div 1	A.Alessio	113.33	(87/88)	Blacktown Workers
U/12 Div 2	G.Sullivan	166.50	(86/87)	St.Marys R.S.L
U/13 Div 1	G.Sullivan	64.25	(87/88)	St.Marys R.S.L
U/13 Div 2	C.Bateman	32.83	(86/87)	Lalor Park
U/14 Div 1	S.Crews	74.00	(88/89)	St.Patricks
U/14 Div 2	J.Flood	29.38	(85/86)	Lalor Park
U/15 Div 1	G.James	178.50	(88/89)	Rooty Hill R.S.L
U/15 Div 2	R.Lehmann	29.25	(85/86)	St.Marys R.S.L
U/16 Div 1	C.Davieson	41.16	(87/88)	Cedars Tavern

HIGHEST AGGREGATE IN SEASON

U/10 Div 1	C.McCrudden	582	(88/89)	St.Patricks
U/10 Div 2	C.Potts	418	(86/87)	Doonside
U/11 Div 1	S.Falconer	453	(84/85)	Cedars
U/11 Div 2	J.Gregory-Naum	386	(85/86)	Blacktown City
U/12 Div 1	C. McCrudden	474	(90/91)	St. Patricks
U/12 Div 2	G.Sullivan	666	(86/87)	St.Marys R.S.L
U/13 Div 1	S.Penson	550	(87/88)	Doonside
U/13 Div 2	M.Phillips	270	(86/87)	Quakers Hill
U/14 Div 1	S.Penson	492	(88/89)	Doonside
U/14 Div 2	T.Cornes	425	(85/86)	Building Tradesman
U/15 Div 1	S.Will	617	(84/85)	Cedars
U/15 Div 2	R.Chambers	243	(85/86)	St.Marys R.S.L
U/16 Div 1	N.Shepherd	339	(86/87)	Bidwill

(
(HIGHEST INDIVIDUAL SCORE

(U/10 Div 1	W.Frost	149	N.O.	(85/86)	Building Tradesman
(U/10 Div 2	C.Potts	109	N.O.	(86/87)	Doonside
(U/11 Div 1	B.Maher	120	N.O.	(89/90)	Cedars
(U/11 Div 2	J.Gregory-Naum	138		(85/86)	Blacktown City
(U/12 Div 1	K. Shaw	112x		(90/91)	Mt.Druitt Cedars
(U/12 Div 2	G.Sullivan	162	N.O.	(86/87)	St.Marys R.S.L
(U/13 Div 1	C.Pilbin	175		(89/90)	Rooty Hill R.S.L
(U/13 Div 2	M.Phillips	91		(86/87)	Quakers Hill
(U/14 Div 1	S.Penson	159	N.O.	(88/89)	Doonside
(U/14 Div 2	J.Flood	126	N.O.	(85/86)	Lalor Park
(U/15 Div 1	A.Wagstaff	148		(88/89)	Rooty Hill R.S.L
(U/15 Div 2	R.Lehmann	104	N.O.	(85/86)	St.Marys R.S.L
(U/16 Div 1	K.Lalor	125		(86/87)	Blacktown Workers

(BEST BOWLING AVERAGE IN SEASON

(U/10 Div 1	T.Stannard	2.14		(88/89)	Rooty Hill R.S.L
(U/10 Div 1	J.Campbell	2.14		(85/86)	Cedars
(U/10 Div 2	C.Potts	3.63		(86/87)	Doonside
(U/11 Div 1	B.Dollar	2.84		(86/87)	Rooty Hill R.S.L
(U/11 Div 2	C.Jackson	2.13		(85/86)	Blacktown City
(U/12 Div 1	P.Shiels	3.02		(83/84)	Cedars
(U/12 Div 2	M.Phillips	3.25		(85/86)	Quakers Hill
(U/13 Div 1	D.Elliott	2.82		(87/88)	St.Marys R.S.L
(U/13 Div 2	M.Nestorovic	4.26		(86/87)	Quakers Hill
(U/14 Div 1	S.Crews	3.14		(88/89)	St.Patricks
(U/14 Div 2	S.Horsefold	2.97		(87/88)	St.Patricks
(U/15 Div 1	S.Crews	3.41		(89/90)	St.Patricks
(U/15 Div 2	D.Borthwick	2.65		(86/87)	Rooty Hill R.S.L
(U/16 Div 1	G.Brown	5.84		(87/88)	Cedars Tavern

1st GRADE

FINAL POINTS TABLE: Doonside 67, B'Town City 57, Cedars 57,
B'Town Workers 48, Rooty Hill 41,
B'Town East 32.

SEMI FINALS: Doonside 5/126 Def B'Town Workers 10/21
Cedars 7/165 Def B'Town City 10/157

FINAL: Doonside 10/194 Def Cedars 10/103

MINOR PREMIERS: Doonside

PREMIERS: Doonside

BEST PERFORMANCES

<u>BATTING AVERAGE:</u>	M. Reveley	Doonside	36.00
<u>BATTING AGGREGATE:</u>	M. Reveley	Doonside	432
<u>HIGHEST SCORE:</u>	C. Reveley	Doonside	115
<u>BOWLING AVERAGE:</u>	B. Howarth	Cedars	11.20
<u>BOWLING AGGREGATE:</u>	A. Mitchell	Workers	48

BATTING

		<u>H.S.</u>	<u>INNS</u>	<u>N.O.</u>	<u>RUNS</u>	<u>AVE</u>
M. Reveley	Doonside	64	14	2	452	36.00
B. Howarth	Cedars	64	14	2	424	35.33
D. Borthwick	Rooty Hill	64	11	2	351	31.90

BOWLING

		<u>OVERS</u>	<u>MDNS</u>	<u>WKTS</u>	<u>RUNS</u>	<u>AVE</u>
T. Mitchell	Workers	193	43	49	706	14.40
B. Howarth	Cedars	191	47	46	516	11.21
D. Borthwick	Rooty Hill	118	25	29	382	13.17

2nd GRADE

FINAL POINTS TABLE: Shalvey 70, Namatjira 68, Quakers Hill 57,
Minchinbury 45, Builder's Workers 35,
St Pats 23.

SEMI FINALS: Shalvey 10/132 Def Minchinbury
Quakers Hill 10/102 Def Namatjira 10/77

FINAL: Quakers Hill 8/173 Def Cedars 10/51 & 10/114

MINOR PREMIERS: Shalvey

PREMIERS: Quakers Hill

BEST PERFORMANCES

<u>BATTING AVERAGE:</u>	G. Cook	Bld Workers	48.66
<u>BATTING AGGREGATE:</u>	G. Bulpett	Shalvey	397
<u>HIGHEST SCORE:</u>	P. Fitzmaurice	Minchinbury	111
<u>BOWLING AVERAGE:</u>	P. Lane	Quakers Hill	9.15
<u>BOWLING AGGREGATE:</u>	P. Lane	Quakers Hill	53

BATTING

		<u>H.S.</u>	<u>INNS</u>	<u>N.O.</u>	<u>RUNS</u>	<u>AVE</u>
G. Bulpett	Shalvey	64	14	1	397	30.53
G. Cook	Bld Workers	92	7	1	292	48.66
T. Woodward	Quakers Hill	38	15	1	277	19.78

BOWLING

		<u>OVERS</u>	<u>MDNS</u>	<u>WKTS</u>	<u>RUNS</u>	<u>AVE</u>
P. Lane	Quakers Hill	145	18	53	467	9.15
R. Cook	Bld Workers	202.4	30	41	594	14.48
A. Agius	Minchinbury	185	46	39	535	13.71

3rd GRADE

FINAL POINTS TABLE: Demons 87, Doonside 85, B'Town Workers 62
Cedars 51, St Marys RSL 46, Blue Cattle Dog 37,
John Paul 11 31, Western Waratahs 24.

SEMI FINALS: Cedars 9/187 Def Demons 10/66
Doonside 10/190 Def B'Town Workers 10/177

FINAL: Doonside 10/159 Def Cedars 10/95

MINOR PREMIERS: Demons

PREMIERS: Doonside

BEST PERFORMANCES

BATTING AVERAGE: B. Fisher St Marys RSL 45.36
BATTING AGGREGATE: W. Grange Blue Cattle Dog 570
HIGHEST SCORE: W. Grange Blue Cattle Dog 136
BOWLING AVERAGE: P. Holme Demons 9.89
BOWLING AGGREGATE: G. Reynolds Demons 44

BATTING

		<u>H.S.</u>	<u>INNS</u>	<u>N.O.</u>	<u>RUNS</u>	<u>AVE</u>
W. Grange	Blue Cattle Dog	136	15	0	570	38.00
B. Fisher	St Marys RSL	98x	16	5	499	45.36
C. Starr	Demons	101x	14	3	442	40.18

BOWLING

		<u>OVERS</u>	<u>MOVS</u>	<u>WKTS</u>	<u>RUNS</u>	<u>AVE</u>
G. Reynolds	Demons	188	49	44	535	12.16
F. Holme	Demons	109.1	25	35	346	9.89
C. Hart	St Marys RSL	219.4	37	40	737	18.43
P. Rath	Doonside	154	31	37	478	12.91

4TH GRADE

FINAL POINTS TABLE: Minchinbury 73, B'Town City 69, Bidwill 68,
Rooty Hill RSL 45, B'Town Rebels 45,
Namatjira 39, B'Town Workers 35, Tregear 35.

SEMI FINALS: Minchinbury 10/195 Def Rooty Hill 10/39
Bidwill 10/125 & 9/168 Def City 10/74

FINAL: Minchinbury 10/173 Def Bidwill 10/122

MINOR PREMIERS: Minchinbury

PREMIERS: Minchinbury

BEST PERFORMANCES

<u>BATTING AVERAGE:</u>	M. Gembles	B'Town Rebels	45.50
<u>BATTING AGGREGATE:</u>	G. Pope	Tregear	480
<u>HIGHEST SCORE:</u>	G. Pope	Tregear	104
<u>BOWLING AVERAGE:</u>	G. Jones	Minchinbury	7.60
<u>BOWLING AGGREGATE:</u>	J. Deal	B'Town Workers	46

BATTING

		<u>H.S.</u>	<u>INNS</u>	<u>N.O.</u>	<u>RUNS</u>	<u>AVE</u>
G. Pope	Tregear	104	15	2	480	36.90
M. Gembles	B'Town Rebels	87	10	2	372	46.50
W. Marshall	Minchinbury	81	12	2	369	36.90

BOWLING

		<u>OVERS</u>	<u>MDNS</u>	<u>WKTS</u>	<u>RUNS</u>	<u>AVE</u>
J. Deal	B'Town Workers	175	33	46	553	12.13
G. Jones	Minchinbury	111.5	17	39	296	7.60
G. Wheeler	B'Town City	130.5	43	39	346	8.87

5th GRADE

FINAL POINTS TABLE: B'Town City 80, Cedars 71, Marayong 59,
Demons 55, Quakers Hill 44, Lalor Park 35,
Western Waratahs 31.

SEMI FINALS: B'Town City Def Demons
Marayong 10/93 Def Cedars 10/90

FINAL: B'Town City 10/131 Def Marayong 10/54

MINOR PREMIERS: B'Town City

PREMIERS: B'Town City

BEST PERFORMANCES

BATTING AVERAGE: G. Smith Cedars 41.28
BATTING AGGREGATE: J. Parker B'Town City 385
HIGHEST SCORE: G. Smith Cedars 99
BOWLING AVERAGE: R. Bishop, Snr Cedars 9.07
BOWLING AGGREGATE: R. Bishop, Snr Cedars 52

BATTING

		<u>H.S.</u>	<u>INNS</u>	<u>N.O.</u>	<u>RUNS</u>	<u>AVE</u>
J. Parker	B'Town City	83x	12	2	385	38.50
G. Smith	Cedars	99	8	1	289	41.28
A. Davis		71	13	0	284	21.85

BOWLING

		<u>OVERS</u>	<u>MDNS</u>	<u>WKTS</u>	<u>RUNS</u>	<u>AVE</u>
R. Bishop, Snr	Cedars	199	54	52	472	9.07
N. Salmons	Quakers Hill	173	33	51	493	9.66
S. Gauchi	Demons	148.2	30	40	433	10.82

6th GRADE

FINAL POINTS TABLE: B'Town City 92, Blue Hawks 67, B'Town Workers 55, Plumpton 52, Doonside 45, Cedars 45, Shalvey 35, St Marys RSL 34.

SEMI FINALS: B'Town City 10/181 Def Plumpton 10/56
Blue Hawks 10/197 Def B'Town Workers 10/176

FINAL: B'Town City 10/170 Def Blue Hawks 10/113

MINOR PREMIERS: B'Town City

PREMIERS: B'Town City

BEST PERFORMANCES

BATTING AVERAGE: Travis Dollar B'Town City 56.70
BATTING AGGREGATE: Travis Dollar B'Town City 567
HIGHEST SCORE: Travis Dollar B'Town City 143
BOWLING AVERAGE: G Brown B'Town City 6.85
BOWLING AGGREGATE: Trent Dollar B'Town City 55

BATTING

			<u>H.S.</u>	<u>INNS</u>	<u>N.O.</u>	<u>RUNS</u>	<u>AVE</u>
Travis Dollar	B'Town City		143	10	0	567	56.70
D. Fordham	Shalvey		74	15	1	399	28.50
M. Ross	Blue Hawks		56x	17	6	398	36.18

BOWLING

			<u>OVERS</u>	<u>MDNS</u>	<u>WKTS</u>	<u>RUNS</u>	<u>AVE</u>
Trent Dollar	B'Town City		169	30	55	612	11.13
G. Brown	B'Town City		179.1	56	54	370	6.85
S. Ektas	Blue Hawks		167	30	41	503	12.26

7th GRADE

FINAL POINTS TABLE: Doonside 99, Madang 94, Builder's Workers 85,
John Paul II 56, St Pats 50, B'Town City 39,
Namatjira 35, Cedars 15.

SEMI FINALS: Doonside 8/214 Def John Paul II 10/94
Madang 10/195 Def Bldrs Workers 10/106

FINAL: Madang 10/151 Def Doonside 10/80 & 2/26

MINOR PREMIERS: Doonside

PREMIERS: Madang

BEST PERFORMANCES

<u>BATTING AVERAGE:</u>	B. Gold	Bldr Workers	63.25
<u>BATTING AGGREGATE:</u>	M. Ellison	Madang	451
<u>HIGHEST SCORE:</u>	M. Ellison	Madang	122x
<u>BOWLING AVERAGE:</u>	M. Ellison	Madang	7.50
<u>BOWLING AGGREGATE:</u>	M. Ellison	Madang	58

BATTING

		<u>H.S.</u>	<u>INNS</u>	<u>N.O.</u>	<u>RUNS</u>	<u>AVE</u>
M. Ellison	Madang	122x	13	4	451	50.10
G. Gibson	Madang	82	11	2	385	42.70
W. Jones	Bldr Workers	88	13	0	353	27.15
B. Gold	Bldr Workers	73x	7	3	253	63.25

BOWLING

		<u>OVERS</u>	<u>MDNS</u>	<u>WKTS</u>	<u>RUNS</u>	<u>AVE</u>
M. Ellison	Madang	171	31	58	435	7.50
S. Cochran	Bldr Workers	153	35	30	353	11.93
J. French	Doonside	103	21	28	317	11.32

8th GRADE

FINAL POINTS TABLE: Lynwood Park 100, Doonside 60, Rooty Hill RSL 54, Madang 49, Cedars 48, B'Town Workers 14.

SEMI FINALS: Lynwood Park 3/334 Def Madang 10/276
Doonside 9/251 Def Rooty Hill 10/158

FINAL: Lynwood Park 5/143 Def Doonside 10/136

MINOR PREMIERS: Lynwood Park

PREMIERS: Lynwood Park

BEST PERFORMANCES

<u>BATTING AVERAGE:</u>	M. Herbert	Doonside	91.00
<u>BATTING AGGREGATE:</u>	O. Anaya	Cedars	669
<u>HIGHEST SCORE:</u>	O. Anaya	Cedars	178
<u>BOWLING AVERAGE:</u>	C. Coulter	Lynwood Park	8.48
<u>BOWLING AGGREGATE:</u>	R. Adland	Lynwood Park	46

BATTING

		<u>H.S.</u>	<u>INNS</u>	<u>N.O.</u>	<u>RUNS</u>	<u>AVE</u>
M. Herbert	Doonside	114x	10	5	455	91.00
O. Anaya	Cedars	178	18	2	669	41.81
G. Dobson	Lynwood Park	142x	14	2	525	43.80
R. Adland	Lynwood Park	103	14	3	513	46.60

BOWLING

		<u>OVERS</u>	<u>MDNS</u>	<u>WKTS</u>	<u>RUNS</u>	<u>AVE</u>
R. Adland	Lynwood Park	143.4	26	46	461	10.00
N. Mackey	Rooty Hill	108	22	35	337	9.62
K. Cohen	Cedars	160	26	43	580	12.79

BLACKTOWN CITY & DISTRICT CRICKET ASSOCIATION SENIOR RECORDS

HIGHEST BATTING AVERAGE IN SEASON

1st Grade	P. Amson	83.40 (84/85)	Doonside
2nd Grade	C. Wynn-Jones	85.80 (89/90)	B'Town City Demons
3rd Grade	K. Burt	75.28 (83.84)	Bidwill
4th Grade	S. Falconer	45.80 (89/90)	Cedars
5th Grade	S. Piper	55.00 (86/87)	Plumpton
6th Grade	W. Marshall	62.30 (89/90)	Minchinbury
7th Grade	B. Gold	63.25 (90/91)	Builders Workers
8th Grade	M. Herbert	91.00 (90/91)	Doonside
9th Grade	P. Hancock	53.50 (86/87)	Shalvey Wanderers
10th Grade	A. Wellard	41.38 (87/88)	St. Marys R.S.L.

HIGHEST AGGREGATE IN SEASON

1st Grade	E. Williams	673 (83/84)	Lalor Park
2nd Grade	A. Sutcliffe	582 (84/85)	Plumpton
3rd Grade	W. Grange	570 (90/91)	Blue Cattle Dog
4th Grade	K. Geyer	529 (84/85)	Mt. Druitt South
5th Grade	G. Jackson	516 (84/85)	Blacktown City
6th Grade	Travis Dollar	567 (90/91)	Blacktown City
7th Grade	G. Wort	575 (89/90)	Minchinbury
8th Grade	O. Anaya	669 (90/91)	Mt. Druitt Cedars
9th Grade	P. Hancock	642 (86/87)	Shalvey Wanderers
10th Grade	D. Laws	431 (88/89)	Shalvey

HIGHEST INDIVIDUAL SCORE

1st Grade	E.Williams	162 (83/84)	Lalor Park
2nd Grade	D.Maddock	177 (84/85)	Doonside
3rd Grade	R.Jones	163 N.O.(87/88)	Doonside
4th Grade	K.Lewis	142 N.O.(88/89)	Cedars
5th Grade	S.Watson	139 N.O.(84/85)	Doonside
6th Grade	W.Grango	152 (88/89)	Erskine Park
7th Grade	M.Lambert	139 (89/90)	Doonside
8th Grade	O.Anaya	178 (90/91)	Mt.,Druitt Cedars
9th Grade	P.Hancock	108 N.O.(86/87)	Shalvey Wanderers
10th Grade	D.Bryce	87 (88/89)	Dunedaine

BEST BOWLING AVERAGE IN SEASON

1st Grade	B.Howarth	9.04 (89/90)	Cedars
2nd Grade	G.Russell	7.62 (89/90)	Plumpton
3rd Grade	G.Male	6.09 (83/84)	Bidwill
4th Grade	M.Bennett	3.76 (84/85)	Mt.Druitt South
5th Grade	K.Woodley	5.31 (84/85)	Bidwill
6th Grade	G.Brown	6.85 (90/91)	Blacktown City
7th Grade	C.Smith	5.83 (85/86)	Shalvey Wanderers
8th Grade	B.Tempest	3.93 (85/86)	Cedars
9th Grade	G.Brown	4.66 (88/89)	Blacktown City
10th Grade	R.Gay	5.95 (88/89)	Building Workers

MOST WICKETS IN SEASON

1st Grade	E.Williams	59 (83/84)	Lalor Park
2nd Grade	A.Beacroft Jnr	58 (83/84)	John Paul II
3rd Grade	D.Napier	69 (83/84)	Blacktown City
4th Grade	G.Swift	60 (85/86)	Blacktown City
5th Grade	D.Wooby	78 (84/85)	Blacktown City
6th Grade	Trent Dollar	55 (90/91)	Blacktown City
7th Grade	S.Naidoo	59 (85/86)	Quakers Hill
8th Grade	D.Roberts	53 (88/89)	Cedars
9th Grade	A.Bulpett	87 (86/87)	Shalvey Wanderers
10th Grade	T.Coppini	44 (87/88)	St.Marys R.S.L.

SENIOR CLUB CHAMPIONSHIPS

85-86	Blacktown City
86-87	Shalvey
87-88	St.Marys
88-89	Blacktown City
89-90	Plumpton District
90-91	Blacktown City