


BLACKTOWN CITY AND DISTRICT
CRICKET ASSOCIATION



FIFTH ANNUAL REPORT
AND FINANCIAL STATEMENT
SEASON 86/87

BLACKTOWN CITY DISTRICT CRICKET ASSOCIATION

EXECUTIVE OFFICERS AND COMMITTEE OF MANAGEMENT FOR 1986/87 SEASON

PRESIDENT: ✓ D. CHANNELLS.

SENIOR VICE PRESIDENT: ✓ J. JEFFRIES.

SECRETARY: ✓ D.S.W. MEARNS.

ASSISTANT SECRETARY: ✓ ~~L. BRADLEY~~. *J. FOOT*

TREASURER: ✓ ~~B. GIBSON~~. *G. DOLLAR*

COMPETITION SECRETARY: SENIOR ~~L. SUTCLIFFE~~.

COMPETITION SECRETARY: ✓ JUNIOR P. WILSON.

DELEGATES TO N.S.W.J.C.: ✓ D.S.W. MEARNS. J. JEFFRIES.

DELEGATES TO B.C.D.C.U.A.: ✓ D.S.W. MEARNS. ~~B. GIBSON~~.

COMMITTEE OF MANAGEMENT: ✓ *L. SUTCLIFFE*
 ✓ ~~B. LOUDON~~ *P. MORGAN*
~~B. LALOR~~
~~G. DOLLAR~~ *- TREASURER*
 ✓ G. MADDOCK
 ✓ *J. SUTCLIFFE*

RECORD OF MEETINGS ATTENDED BY COMMITTEE MEMBERS

JULY 1986 TO JULY 1987.

| <u>MEMBER.</u> | <u>ATTENDANCE.</u> | <u>APOLOGIES.</u> |
|----------------|----------------------|-------------------|
| D. CHANNELLS | 15 | 1 |
| D.S.W. MEARNS | 16 | 0 |
| B. GIBSON | 16 | 0 |
| J. JEFFRIES | 14 | 2 |
| L. BRADLEY | 6 (Resigned 8.12.86) | |
| L. SUTCLIFFE | 14 | 2 |
| P. WILSON | 13 | 3 |
| G. DOLLAR | 12 | 4 |
| G. MADDOCK | 10 | 6 |
| B. LALOR | 10 | 6 |
| B. LOUDON | 11 | 5 |

PRESIDENTS REPORT. 1986-87 SEASON.

It is with much pleasure that I present to you, the Fifth Annual Reports of the Blacktown City and District Cricket Association.

The completed season has again been a most successful one. Both the Senior and Junior sections have again increased in numbers, with the most pleasing aspect being the introduction of the U/16 competition, giving us a full complement of Juniors.

I would like to thank all players for the sportsmanship you have shown during the season. There being only a few isolated instances, reported to us, it shows that generally the Captains, Coaches and Managers, also Club Committee can feel proud of their teams, in their ability to be able to complete to win but be able to enjoy the game as well.

Congratulations to all the premiers, your Clubs, I am sure they would be very proud of you. To all the teams who didn't quite make it this year, remember it is only a few months to the start of the next season.

We have had another good season with our representative teams. The U/10, U/12, U/14 and U/16 again played with great pride in their game. Our Senior representative team, playing in the Martin Shield also did the Association proud. The advent of the new turf wicket being available next season, should, I'm sure, see even more interest and better results for the representative teams.

I would like to thank Blacktown City Council for their continued support to the Association, as shown by the laying of the turf wicket at Whalan and all the super turf wickets they are supplying us with. A problem that we will soon be faced with will be playing on both Saturday and Sunday if the Association keeps growing as there is not many more fields that Council can supply us with.

I would like to thank the committee for the time they have unselfishly given to the association over the last twelve months. Once again the Association has had the benefit of a good committee working collectively for the betterment of cricket in Blacktown. Thanks must also go to the coaches and managers of all teams in the competition and also the representative teams, with out your help and guidance the teams would find it almost impossible to participate. Also I thank the Umpires for the good job that they have done this year. It was most pleasing to see the introduction of many Junior umpires and a number of new Senior members.

I am looking forward to another good season in 1987-88. I hope we can again have a good working committee and invite those of you that feel you might have something to contribute to the good running of the Association, to please be forth coming at the Annual General Meeting.

Yours In Sport.

DARRYL CHANNELLS.

SECRETARY REPORT. 1986/87.

The 1986/87 Season proved to be a very good year for the Association.

Both Senior and Junior Ranks saw a large increase in the number of players registered with the Association.

It was pleasing to hear John Crane (Secretary N.S.W. J.C.U.) remarks that as an Association we lead in numbers of players registered with the N.S.W.C.U.

1986/87 saw the introduction of the U/16 competition. This was very pleasing. Both to many of the Clubs and most welcome to the Association.

Again I am happy to report that the Standard of Cricket, Was Good. A few instances were reported back to the Association. But overall team captain and Committee, must be thanked for their support.

The Association entered U/10, U/12, U/14, U/16 into the N.S.W.J.C.U. Inter Shell Competition. All four teams finished in the top four of their group, Congratulations to J. Campbell for taking out the U/10 N.S.W.J.C.U. inter shell bowling award, S. Falconer for making U/13 N.S.W. State Team.

The Association also entered a team in the Martin Shield Competition, and played well, with the New turf wicket hopefully be ready for the start of this season, we would like to enter more Senior teams into Competition.

My thanks to all my Committee Members for their help and Support in the 1986/87 season.

I am sure you will all agree with me in thanking our Senior, and Junior competition secretary's, L. Sutcliffe P. Wilson, for the exemplarily manner in which they excelled their duties.

Thanks to the Blacktown City District Umpires Association for the manner they carried out the weekly duties, special thanks to Junior Umpires for their work each week.

Congratulations to all award winners, and teams Premiers.

Yours in Cricket.

D.S.W. MEARNS.
HON SECRETARY.
B.C.D.C.A.

BLACKTOWN CITY & DISTRICT CRICKET ASSOCIATION

FINANCIAL STATEMENT
STATEMENT OF RECEIPTS & PAYMENTS
AS AT 31st MAY, 1987

| RECEIPTS | | PAYMENTS | |
|---------------------------------|----------|----------------------------------|----------|
| BANK BALANCE AT 1st JUNE, 1986 | 3,049.18 | BANK CHARGES | 36.07 |
| AFFILIATION & INSURANCE | 9,266.50 | PRINTING & STATIONERY | 1,060.59 |
| FINES | 125.00 | JUNIOR PRESENTATION 85/86 | 229.60 |
| REFUND GROUND FEES N.S.W.J.C.U. | 100.00 | SENIOR PRESENTATION 85/86(NET) | 398.72 |
| SPONSORSHIP | 50.00 | WREATH | 26.00 |
| | | TROPHIES 85/86 (PART) | 459.14 |
| | | TROPHIES 86/87 | 1,243.42 |
| | | N.S.W.J.C.U. INSURANCE | 1,968.00 |
| | | N.S.W.J.C.U. AFFILIATION | 860.00 |
| | | HALL HIRE CRAWFORD PUBLIC SCHOOL | 30.00 |
| | | INCORPORATION FEE | 18.00 |
| | | HONORARIUMS | 140.00 |

SHELL REPRESENTATIVE EXPENSES:


| | |
|---------------------|--------|
| REPLACEMENT GEAR | 152.15 |
| CAPS | 879.00 |
| BALLS | 680.40 |
| UMPIRE FEES | 757.50 |
| REFRESHMENTS | 23.91 |
| FINES | 40.00 |
| N.S.W. COUNTRY TOUR | 200.00 |

BANK BALANCE 31st MAY, 1987


\$12,590.68

2,732.96
3,388.18
\$12,590.68

Represented by:
Cheque Account 1888.18
Interest Bearing Deposit 1500.00
\$3388.18


.....B. Gibson
Hon. Treasurer

I, the undersigned, having had access to all the Books and Accounts of this Association, have examined the financial statement and verified the same with the Accounts, Vouchers and Bank Statements relating thereto, and in my opinion the Statement correctly sets out the true financial position of the Association as shown by its books and papers as at 31 May, 1987.


.....ALWYN G. LINDFIELD, AUSAE
Honorary Auditor

1ST GRADE.

FINAL POINTS TABLE: Cedars Tavern 72, blacktown City 63, Blacktown Workers 56, Doonside 47, Plumpton 44, John Paul II 21, Rooty Hill Combined 6.

SEMI FINALS: Cedars Tavern Drew with Doonside.
Blacktown City Drew with Blacktown Workers.

FINAL: Cedars Tavern Def. Blacktown City.

MINOR PREMIERS: Cedars Tavern.

PREMIERS: Cedars Tavern.

BEST PERFORMANCES.

| | | | |
|---------------------------|--------------|---------------|-------|
| <u>BATTING AVERAGE:</u> | B. Howarth | Cedars Tavern | 48.89 |
| <u>BATTING AGGREGATE:</u> | A. Sutcliffe | Plumpton | 479 |
| <u>HIGHEST SCORE:</u> | B. Howarth | Cedars Tavern | 139 |
| <u>BOWLING AVERAGE:</u> | B. Howarth | Cedars Tavern | 9.91 |
| <u>BOWLING AGGREGATE:</u> | B. Clarke | Cedars Tavern | 45 |

BATTING.

| | | <u>H.S.</u> | <u>INNS.</u> | <u>N.O.</u> | <u>RUNS.</u> | <u>AVE.</u> |
|--------------|-------------------|-------------|--------------|-------------|--------------|-------------|
| A. Sutcliffe | Plumpton | 103x | 14 | 4 | 479 | 47.90 |
| B. Howarth | Cedars Tavern | 139 | 11 | 2 | 440 | 48.89 |
| W. Walton | Blacktown Workers | 65 | 15 | 2 | 363 | 27.92 |
| D. Gibson | Blacktown City | 54 | 12 | 1 | 312 | 28.36 |
| W. Passlow | Doonside | 60 | 11 | - | 310 | 28.18 |
| W. Dowers | John Paul II | 65 | 15 | 1 | 305 | 21.79 |

BOWLING.

| | | <u>OVERS.</u> | <u>MAID.</u> | <u>WKTS.</u> | <u>RUNS</u> | <u>AVE.</u> |
|--------------|-------------------|---------------|--------------|--------------|-------------|-------------|
| B. Clarke | Cedars Tavern | 163 | 33 | 45 | 485 | 10.78 |
| D. Falzon | Blacktown Workers | 190 | 57 | 42 | 431 | 10.26 |
| G. Sutcliffe | Plumpton Inn | 165 | 30 | 42 | 467 | 11.12 |
| G. Loudon | Blacktown Workers | 120 | 26 | 34 | 378 | 11.12 |
| B. Howarth | Cedars Tavern | 122 | 31 | 32 | 317 | 9.91 |
| B. Dunne | Blacktown City | 108 | 21 | 32 | 339 | 10.59 |

2ND GRADE.

FINAL POINTS TABLE: Namajira 49, St Patricks 46, Doonside 43,
Cedars Tavern 43, Lalor Park 39, Quakers Hill 35,
Blacktown Workers 35.

SEMI FINALS: Namajira Def. Cedars Tavern.
St Patricks Drew with Doonside.

FINAL: Namajira Def. St Patricks.

MINOR PREMIERS: Namajira.

PREMIERS: Namajira.

BEST PERFORMANCES.

| | | | |
|---------------------------|-------------|-------------------|-------|
| <u>BATTING AVERAGE:</u> | M. McGregor | St Patricks | 42.44 |
| <u>BATTING AGGREGATE:</u> | M. McGregor | St Patricks | 382 |
| <u>HIGHEST SCORE:</u> | R. Buss | Namajira | 119x |
| <u>BOWLING AVERAGE:</u> | B. Tempest | Cedars Tavern | 10.70 |
| <u>BOWLING AGGREGATE:</u> | G. Owens | Blacktown Workers | 40 |

BATTING.

| | | <u>H.S.</u> | <u>INNS.</u> | <u>N.O.</u> | <u>RUNS.</u> | <u>AVE.</u> |
|--------------|--------------|-------------|--------------|-------------|--------------|-------------|
| M. McGregor | St Patricks | 66 | 11 | 2 | 382 | 42.44 |
| J. Konkolics | Namajira | 69 | 12 | - | 339 | 28.25 |
| E. Williams | Lalor Park | 95 | 11 | 2 | 331 | 36.78 |
| R. Buss | Namajira | 119x | 13 | 2 | 323 | 29.36 |
| G. Williams | Quakers Hill | 101x | 12 | 1 | 311 | 28.27 |
| G. Taylor | Namajira | 69x | 13 | 2 | 308 | 28.00 |

BOWLING.

| | | <u>OVERS.</u> | <u>MAID.</u> | <u>WKTS.</u> | <u>RUNS</u> | <u>AVE.</u> |
|---------------|-------------------|---------------|--------------|--------------|-------------|-------------|
| G. Owens | Blacktown Workers | 174 | 22 | 40 | 620 | 15.50 |
| E. Williams | Lalor Park | 197 | 45 | 38 | 565 | 14.86 |
| B. Stephenson | Doonside | 168 | 44 | 26 | 444 | 17.08 |
| G. Green | Namajira | 130 | 34 | 24 | 362 | 15.08 |
| R. Potts | Quakers Hill | 164 | 33 | 24 | 477 | 19.88 |
| B. Tempest | Cedars Tavern | 83 | 20 | 20 | 214 | 10.70 |

3RD GRADE.

FINAL POINTS TABLE:

Tregear 60, Bidwill 58, Blacktown City 51,
Cavaliers 46, Cedars Tavern 37, Wanderers 27,
Doonside 25.

SEMI FINALS:

Tregear Drew with Cavaliers.
Bidwill Drew with Blacktown City.

FINAL:

Bidwill Def. Tregear.

MINOR PREMIERS:

Tregear.

PREMIERS:

Bidwill.

BEST PERFORMANCES.

| | | | |
|---------------------------|--------------|-----------|-------|
| <u>BATTING AVERAGE:</u> | R. Tucker | Tregear | 39.76 |
| <u>BATTING AGGREGATE:</u> | R. Tucker | Tregear | 517 |
| <u>HIGHEST SCORE:</u> | J. Jessiwein | Doonside | 120 |
| <u>BOWLING AVERAGE:</u> | J. Davy's | Bidwill | 9.12 |
| <u>BOWLING AGGREGATE:</u> | C. Langdon | Cavaliers | 47 |

BATTING.

| | | <u>H.S.</u> | <u>INNS.</u> | <u>N.O.</u> | <u>RUNS.</u> | <u>AVE.</u> |
|------------|----------------|-------------|--------------|-------------|--------------|-------------|
| R. Tucker | Tregear | 84 | 14 | 1 | 517 | 39.76 |
| G. Pope | Tregear | 61 | 15 | 3 | 390 | 32.50 |
| H. Roopra | Blacktown City | 86 | 12 | 1 | 378 | 34.36 |
| T. Taylor | Bidwill | 99 | 13 | 1 | 331 | 27.58 |
| K. Jones | Cavaliers | 69 | 11 | - | 302 | 27.45 |
| J. Hedrick | Doonside | 108 | 10 | - | 287 | 28.70 |

BOWLING.

| | | <u>OVERS.</u> | <u>MAID.</u> | <u>WKTS.</u> | <u>RUNS</u> | <u>AVE.</u> |
|------------|----------------|---------------|--------------|--------------|-------------|-------------|
| C. Langdon | Cavaliers | 190 | 43 | 47 | 624 | 13.28 |
| R. Xuereb | Doonside | 203 | 41 | 45 | 692 | 15.37 |
| G. Pope | Tregear | 195 | 52 | 39 | 489 | 12.53 |
| G. Swift | Blacktown City | 145 | 32 | 34 | 435 | 12.79 |
| L. Swanson | Cavaliers | 154 | 22 | 32 | 474 | 14.81 |
| J. Davy's | Bidwill | 85 | 6 | 26 | 237 | 9.12 |

4TH GRADE.

FINAL POINTS TABLE: Namajira 64, Blacktown City 54, St Marys R.S.L. 53, Kings Langley 44, Blacktown Workers 32, John Paul II 30, Cedars Tavern 24.

SEMI FINALS: Namajira Drew with Kings Langley.
Blacktown City Drew with St Marys R.S.L.

FINAL: Namajira Def. Blacktown City.

MINOR PREMIERS: Namajira.

PREMIERS: Namajira.

BEST PERFORMANCES.

| | | | |
|---------------------------|-----------------|-------------------|-------|
| <u>BATTING AVERAGE:</u> | S. Mitchell | Namajira | 33.62 |
| <u>BATTING AGGREGATE:</u> | P. Deal | Blacktown Workers | 348 |
| <u>HIGHEST SCORE:</u> | D. O'Rourke | Blacktown City | 96 |
| <u>BOWLING AVERAGE:</u> | C. Hart | St Marys R.S.L. | 9.20 |
| <u>BOWLING AGGREGATE:</u> | P. Gregory-Naum | Blacktown City | 36 |

BATTING.

| | | <u>H.S.</u> | <u>INNS.</u> | <u>N.O.</u> | <u>RUNS.</u> | <u>AVE.</u> |
|-------------|-------------------|-------------|--------------|-------------|--------------|-------------|
| P. Deal | Blacktown Workers | 86 | 13 | - | 248 | 26.76 |
| D. O'Rourke | Blacktown City | 96 | 12 | 1 | 324 | 29.45 |
| R. Leumann | St Marys R.S.L. | 56x | 13 | 1 | 306 | 25.50 |
| S. Mitchell | Namajira | 64 | 8 | - | 269 | 33.62 |
| G. Jackson | Blacktown City | 49 | 12 | 1 | 260 | 23.63 |
| J. Irwin | Kings Langley | 57x | 17 | 5 | 255 | 21.25 |

BOWLING.

| | | <u>OVERS</u> | <u>MAID.</u> | <u>WKTS.</u> | <u>RUNS.</u> | <u>AVE.</u> |
|-----------------|-------------------|--------------|--------------|--------------|--------------|-------------|
| P. Gregory-Naum | Blacktown City | 153 | 37 | 36 | 384 | 10.67 |
| C. Hart | St Marys R.S.L. | 164 | 39 | 35 | 322 | 9.20 |
| B. Roberts | Kings Langley | 110 | 22 | 30 | 312 | 10.40 |
| L. Magee | John Paul II | 157 | 29 | 30 | 410 | 13.67 |
| G. Jackson | Blacktown City | 130 | 30 | 28 | 337 | 12.03 |
| L. Carney | Namajira | 99 | 17 | 27 | 265 | 9.81 |
| S. Hadling | St Marys R.S.L. | 110 | 24 | 27 | 268 | 9.92 |
| P. McInney | Blacktown Workers | 147 | 35 | 27 | 344 | 12.74 |

5TH GRADE.

FINAL POINTS TABLE:

Blacktown City Demons 72, Plumpton 70, Rooty Hill Combined 66, Cedars Tavern 44, Blacktown City 42, Doonside 23, Marayong 19.

SEMI FINALS:

Blacktown City Demons Drew with Cedars Tavern.
Plumpton Drew with Rooty Hill Combined.

FINAL:

Blacktown City Demons Def. Plumpton.

MINOR PREMIERS:

Blacktown City Demons.

PREMIERS:

Blacktown city Demons.

BEST PERFORMANCES.

| | | | |
|---------------------------|-------------|-----------------------|-------|
| <u>BATTING AVERAGE:</u> | S. Piper | Plumpton | 55.00 |
| <u>BATTING AGGREGATE:</u> | S. Piper | Plumpton | 440 |
| <u>HIGHEST SCORE:</u> | S. Piper | Plumpton | 105x |
| <u>BOWLING AVERAGE:</u> | P. Simon | Rooty Hill Combined | 6.14 |
| <u>BOWLING AGGREGATE:</u> | G. Reynolds | Blacktown City Demons | 51 |

BATTING.

| | | <u>H.S.</u> | <u>INNS.</u> | <u>N.O.</u> | <u>RUNS.</u> | <u>AVE.</u> |
|-------------|---------------------|-------------|--------------|-------------|--------------|-------------|
| S. Piper | Plumpton | 105x | 10 | 2 | 440 | 55.00 |
| C. Phelps | Rooty Hill Combined | 50x | 17 | 4 | 312 | 24.00 |
| D. Shaw | Blacktown City | 52 | 16 | 2 | 307 | 21.92 |
| A. Kaba | Doonside | 59 | 16 | 1 | 291 | 19.40 |
| J. Attard | Rooty Hill Combined | 79 | 12 | 3 | 290 | 32.22 |
| M. McLennon | Plumpton | 42 | 12 | 1 | 262 | 23.81 |

BOWLING

| | | <u>OVERS.</u> | <u>MAID.</u> | <u>WKTS.</u> | <u>RUNS.</u> | <u>AVE.</u> |
|---------------|-----------------------|---------------|--------------|--------------|--------------|-------------|
| G. Reynolds | Blacktown City Demons | 223 | 42 | 51 | 540 | 10.59 |
| S. Pietrzak | Blacktown City Demons | 129 | 27 | 38 | 347 | 9.13 |
| C. Phelps | Rooty Hill Combined | 142 | 29 | 38 | 373 | 9.81 |
| B. Crittenden | Rooty Hill Combined | 152 | 46 | 36 | 301 | 8.36 |
| J. Roseby | Rooty Hill Combined | 95 | 25 | 34 | 239 | 7.03 |
| D. Pemble | Plumpton | 142 | 41 | 29 | 294 | 10.14 |
| P. Simon | Rooty Hill Combined | 84 | 24 | 28 | 172 | 6.14 |
| R. Cue | Blacktown City Demons | 84 | 4 | 28 | 243 | 8.68 |

6TH GRADE.

FINAL POINTS TABLE.

Shalvey Wanderers 61, Namajira 60, Doonside 58,
Blacktown City 56, Quakers Hill 49, Tregear 19,
Cedars Tavern 13.

SEMI FINALS:

Shalvey Wanderers Drew with Blacktown City.
Namajira Drew with Doonside.

FINAL:

Namajira Def. Shalvey Wanderers.

MINOR PREMIERS:

Shalvey Wanderers.

PREMIERS:

Namajira.

BEST PERFORMANCES.

| | | | |
|---------------------------|---------------|-------------------|-------|
| <u>BATTING AVERAGE:</u> | G. Foster | Blacktown City | 35.87 |
| <u>BATTING AGGREGATE:</u> | R. Hedrick | Doonside | 382 |
| <u>HIGHEST SCORE:</u> | G. Foster | Blacktown City | 127x |
| <u>BOWLING AVERAGE:</u> | D. Cunningham | Blacktown City | 8.85 |
| <u>BOWLING AGGREGATE:</u> | R. Cassidy | Shalvey Wanderers | 42 |

BATTING.

| | | <u>H.S.</u> | <u>INNS.</u> | <u>N.O.</u> | <u>RUNS.</u> | <u>AVE.</u> |
|-----------------|-------------------|-------------|--------------|-------------|--------------|-------------|
| R. Hedrick | Doonside | 71 | 13 | 1 | 382 | 31.83 |
| G. Cook | Shalvey Wanderers | 84x | 15 | 1 | 352 | 25.14 |
| D. Napier | Blacktown City | 49 | 13 | - | 300 | 23.08 |
| N. Beecroft Sen | Quakers Hill | 81 | 11 | 1 | 297 | 29.70 |
| G. Foster | Blacktown City | 127x | 10 | 2 | 287 | 35.87 |
| R. Baucke | Namajira | 46 | 13 | 1 | 286 | 23.83 |
| R. Davies | Blacktown City | 104x | 12 | 1 | 285 | 25.91 |

BOWLING.

| | | <u>OVERS.</u> | <u>MAID.</u> | <u>WKTS.</u> | <u>RUNS.</u> | <u>AVE.</u> |
|---------------|-------------------|---------------|--------------|--------------|--------------|-------------|
| R. Cassidy | Shalvey Wanderers | 180 | 54 | 42 | 381 | 9.07 |
| G. Cook | Shalvey Wanderers | 179 | 50 | 37 | 381 | 10.30 |
| S. Blake | Namajira | 97 | 5 | 35 | 319 | 9.11 |
| D. Cunningham | Blacktown City | 123 | 40 | 33 | 292 | 8.85 |
| S. Filewood | Doonside | 146 | 26 | 32 | 404 | 12.63 |
| D. Napier | Blacktown City | 71 | 6 | 28 | 216 | 7.71 |
| S. Williams | Namajira | 133 | 25 | 28 | 444 | 15.85 |

7TH GRADE.

FINAL POINTS TABLE:

Blacktown City 81, Plumpton 64, Blacktown Workers 58, John Paul II 52, Namajira 39, Shalvey Wanderers 32, St Patricks 27.

SEMI FINALS:

Blacktown City Def John Paull II
Plumpton Drew with Blacktown Workers.

FINAL:

Blacktown City Def. Plumpton.

MINOR PREMIERS:

Blacktown City.

PREMIERS:

Blacktown City.

BEST PERFORMANCES.

| | | | |
|---------------------------|----------|-------------------|-------|
| <u>BATTING AVERAGE:</u> | F. Smith | Plumpton | 42.43 |
| <u>BATTING AGGREGATE:</u> | A. Davis | Blacktown City | 425 |
| <u>HIGHEST SCORE:</u> | A. Davis | Blacktown City | 100x |
| <u>BOWLING AVERAGE:</u> | B. Dunn | Blacktown Workers | 6.53 |
| <u>BOWLING AGGREGATE:</u> | B. Dunn | Blacktown Workers | 49 |

BATTING.

| | | <u>H.S.</u> | <u>INNS.</u> | <u>N.O.</u> | <u>RUNS.</u> | <u>AVE.</u> |
|-------------|-------------------|-------------|--------------|-------------|--------------|-------------|
| A. Davis | Blacktown City | 100x | 14 | 3 | 425 | 38.64 |
| M. McKinnon | John Paull II | 56 | 15 | 3 | 324 | 27.00 |
| R. Graham | Blacktown City | 70x | 16 | 2 | 323 | 23.07 |
| J. Dunn | Blacktown Workers | 79 | 15 | 1 | 319 | 22.79 |
| F. Smith | Plumpton | 52x | 9 | 2 | 297 | 42.43 |
| M. Dossett | Blacktown Workers | 67x | 13 | 3 | 292 | 29.20 |

BOWLING.

| | | <u>OVERS.</u> | <u>MAID.</u> | <u>WKTS.</u> | <u>RUNS</u> | <u>AVE.</u> |
|-------------|-------------------|---------------|--------------|--------------|-------------|-------------|
| B. Dunn | Blacktown Workers | 119 | 26 | 49 | 230 | 6.53 |
| R. Taylor | Blacktown City | 132 | 33 | 36 | 341 | 9.47 |
| C. Anderson | Blacktown City | 135 | 34 | 35 | 408 | 11.66 |
| F. Smith | Plumpton | 109 | 29 | 34 | 248 | 7.29 |
| M. Liddle | John Paul II | 134 | 27 | 32 | 357 | 11.16 |
| C. Henry | John Paul II | 88 | 18 | 31 | 339 | 10.94 |
| K. Butler | Namajira | 126 | 2 | 31 | 342 | 11.03 |

8TH GRADE.

FINAL POINTS TABLE: St Marys R.S.L. 83, Dunedain 64, Blacktown City 58, Cedars Tavern 49, Bidwill 45, Shalvey Wanderers 27, Doonside 6.

SEMI FINALS: St Marys R.S.L. Drew with Cedars Tavern.
Dunedain Drew with Blacktown City.

FINAL: St Marys R.S.L. Def. Dunedain.

MINOR PREMIERS: St Marys R.S.L.

PREMIERS: St Marys R.S.L.

BEST PERFORMANCES.

| | | | |
|---------------------------|------------|-----------------|-------|
| <u>BATTING AVERAGE:</u> | D. Wort | Blacktown City | 43.00 |
| <u>BATTING AGGREGATE:</u> | D. Wort | Blacktown City | 430 |
| <u>HIGHEST SCORE:</u> | I. Kaba | Blacktown City | 123x |
| <u>BOWLING AVERAGE:</u> | B. McMahon | St Marys R.S.L. | 6.58 |
| <u>BOWLING AGGREGATE:</u> | F. Jones | Bidwill | 50 |

BATTING.

| | | <u>H.S..</u> | <u>INNS.</u> | <u>N.O.</u> | <u>RUNS.</u> | <u>AVE.</u> |
|----------|-------------------|--------------|--------------|-------------|--------------|-------------|
| D. Wort | Blacktown City | 73x | 13 | 3 | 430 | 43.00 |
| D. Laws | Shalvey Wanderers | 60 | 17 | 2 | 262 | 17.46 |
| C. Leman | Dunedain | 77 | 12 | 3 | 249 | 27.67 |
| I. Kaba | Blacktown City | 123x | 11 | 2 | 239 | 26.56 |
| R. Egan | Dundain | 43 | 11 | 3 | 222 | 27.75 |
| K. Hyde | St Marys R.S.L. | 61 | 15 | - | 214 | 14.26 |

BOWLING.

| | | <u>OVERS.</u> | <u>MAID.</u> | <u>WKTS.</u> | <u>RUNS.</u> | <u>AVE.</u> |
|-------------|-----------------|---------------|--------------|--------------|--------------|-------------|
| F. Jones | Bidwill | 199 | 57 | 50 | 487 | 9.74 |
| B. McMahon | St Marys R.S.L. | 142 | 35 | 48 | 316 | 6.58 |
| A. Beardall | Dunedain | 130 | 23 | 46 | 335 | 7.28 |
| D. Wort | Blacktown City | 152 | 30 | 44 | 463 | 10.52 |
| K. Hyde | St Marys R.S.L. | 156 | 39 | 43 | 327 | 7.60 |
| B. Fountas | Dunedain | 131 | 31 | 42 | 323 | 7.69 |

9TH GRADE.

FINAL POINTS TABLE:

Shalvey Wanderers 112(93.33%), Madang 75(57.69%), St Marys R.S.L. 57(43.85%), Quakers Hill 57(43.85%), Plumpton 43(35.83%), Namajira 37(30.83%), Blacktown Workers 36(27.69%), Doonside 33(27.50%), John Paul II 26(21.67%).

SEMI FINALS:

Shalvey Wanderers Def. Quakers Hill.
Madang Drew with St Marys R.S.L.

FINAL:

Shalvey Wanderers Def. Madang.

MINOR PREMIERS:

Shalvey Wanderers.

PREMIERS:

Shalvey Wanderers.

BEST PERFORMANCES.

| | | | |
|---------------------------|------------|--------------------|-------|
| <u>BATTING AVERAGE:</u> | P. Hancock | Shalvey Wanderers. | 53.50 |
| <u>BATTING AGGREGATE:</u> | P. Hancock | Shalvey Wanderers | 642 |
| <u>HIGHEST SCORE:</u> | P. Hancock | Shalvey Wanderers | 108x |
| <u>BOWLING AVERAGE:</u> | A. Bulpett | Shalvey Wanderers | 4.87 |
| <u>BOWLING AGGREGATE:</u> | A. Bulpett | Shalvey Wanderers | 87 |

BATTING.

| | | <u>H.S.</u> | <u>INNS.</u> | <u>N.O.</u> | <u>RUNS</u> | <u>AVE.</u> |
|-------------|-------------------|-------------|--------------|-------------|-------------|-------------|
| P. Hancock | Shalvey Wanderers | 108x | 16 | 4 | 642 | 53.50 |
| C. McGovern | St Marys R.S.L. | 91 | 18 | - | 517 | 28.72 |
| P. Luckman | Madang | 102 | 12 | - | 409 | 34.08 |
| M. Hancock | Shalvey Wanderers | 63x | 16 | 6 | 377 | 37.70 |
| R. Bell | Quakers Hill | 54 | 17 | 2 | 364 | 24.27 |
| P. Connell | Quakers Hill | 50 | 19 | 2 | 317 | 18.65 |

BOWLING.

| | | <u>OVERS.</u> | <u>MAID.</u> | <u>WKTS.</u> | <u>RUNS</u> | <u>AVE.</u> |
|-------------|-------------------|---------------|--------------|--------------|-------------|-------------|
| A. Bulpett | Shalvey Wanderers | 213 | 76 | 87 | 424 | 4.87 |
| M. Pryce | St Marys R.S.L. | 198 | 41 | 66 | 583 | 8.83 |
| S. Tibbey | Shalvey Wanderers | 207 | 47 | 64 | 518 | 8.09 |
| G. McKenzie | Quakers Hill | 207 | 48 | 62 | 544 | 8.77 |
| P. Hatton | St Marys R.S.L. | 194 | 40 | 46 | 578 | 12.57 |
| R. Magl | Plumpton | 138 | 20 | 39 | 439 | 11.26 |

UNDER 16 DIVISION 1.

FINAL POINTS TABLE: Blacktown Workers 64(64.00), St Marys R.S.L. 52 (57.78), Bidwill 41(41.00), Shalvey Wanderers 21(23.33), Quakers Hill 14(14.00)

SEMI FINALS: Blacktown Workers Drew with Shalvey Wanderers. St Marys R.S.L. Drew with Bidwill.

FINAL: St Marys R.S.L. Def. Blacktown Workers.

MINOR PREMIERS: Blacktown Workers.

PREMIERS: St Marys R.S.L.

BEST PERFORMANCES.

| | | | |
|---------------------------|-------------|-------------------|-------|
| <u>BATTING AVERAGE:</u> | G. Sorensen | St Marys R.S.L. | 41.00 |
| <u>BATTING AGGREGATE:</u> | N. Shepherd | Bidwill | 339 |
| <u>HIGHEST SCORE:</u> | K. Lalor | Blacktown Workers | 125 |
| <u>BOWLING AVERAGE:</u> | K. Lalor | Blacktown Workers | 7.68 |
| <u>BOWLING AGGREGATE:</u> | C. Reveley | Blacktown Workers | 45 |
| | N. Shepherd | Bidwill | 45 |

BATTING.

| | | <u>H.S.</u> | <u>INNS.</u> | <u>N.O.</u> | <u>RUNS.</u> | <u>AVE.</u> |
|-------------|-------------------|-------------|--------------|-------------|--------------|-------------|
| N. Shepherd | Bidwill | 72 | 15 | 2 | 339 | 26.07 |
| R. Leumann | St Marys R.S.L. | 48 | 10 | 1 | 308 | 34.22 |
| G. Kyle | Blacktown Workers | 76 | 9 | - | 291 | 32.33 |
| G. Sorenson | St Marys R.S.L. | 68x | 10 | 3 | 287 | 41.00 |
| K. Lalor | Blacktown Workers | 125 | 8 | - | 274 | 34.25 |
| R. Chambers | St Marys R.S.L. | 61x | 8 | 1 | 195 | 27.85 |

BOWLING.

| | | <u>OVERS.</u> | <u>MAID.</u> | <u>WKTS.</u> | <u>RUNS.</u> | <u>AVE.</u> |
|-----------------|-------------------|---------------|--------------|--------------|--------------|-------------|
| C. Reveley | Blacktown Workers | 134 | 22 | 45 | 352 | 7.82 |
| N. Shepherd | Bidwill | 142 | 34 | 45 | 426 | 9.46 |
| K. Lalor | Blacktown Workers | 76 | 20 | 28 | 215 | 7.68 |
| P. Browne | St Marys R.S.L. | 89 | 19 | 25 | 277 | 11.08 |
| D. Eggins | Shalvey Wanderers | 59 | 4 | 23 | 161 | 7.00 |
| G. Jamachondran | St Marys R.S.L. | 105 | 27 | 21 | 239 | 11.38 |
| F. Jones | Bidwill | 109 | 12 | 21 | 431 | 20.52 |

UNDER 15 - DIVISION 2.

FINAL POINTS TABLE: Tregear 69(76.67), Rooty Hill R.S.L. 72(72.00),
Quakers Hill 34(37.78), St Patricks White 33
(33.00), Building Tradesman Club 1(1).

SEMI FINALS: Tregear Def. St Patricks White.
Rooty Hill R.S.L. Def. Quakers Hill.

FINALS: Rooty Hill R.S.L. Def. Tregear.

MINOR PREMIERS: Tregear.

PREMIERS: Rooty Hill R.S.L.

BEST PERFORMANCES.

| | | | |
|---------------------------|--------------|-------------------|-------|
| <u>BATTING AVERAGE:</u> | D. Borthwick | Rooty Hill R.S.L. | 26.25 |
| <u>BATTING AGGREGATE:</u> | D. Borthwick | Rooty Hill R.S.L. | 210 |
| <u>HIGHEST SCORE:</u> | N. Cook | Quakers Hill | 78 |
| <u>BOWLING AVERAGE:</u> | D. Borthwick | Rooty Hill R.S.L. | 2.65 |
| <u>BOWLING AGGREGATE:</u> | D. Borthwick | Rooty Hill R.S.L. | 60 |

BATTING.

| | | <u>H.S.</u> | <u>INNS.</u> | <u>N.O.</u> | <u>RUNS.</u> | <u>AVE.</u> |
|--------------|--------------------|-------------|--------------|-------------|--------------|-------------|
| D. Borthwick | Rooty Hill R.S.L. | 66x | 10 | 2 | 210 | 26.25 |
| A. Gage | Tregear | 41 | 9 | 1 | 195 | 24.37 |
| S. Prasad | Quakers Hill | 66 | 14 | 2 | 186 | 15.50 |
| J. Wakefield | Rooty Hill R.S.L. | 52 | 8 | 4 | 139 | 34.75 |
| N. Cook | Quakers Hill | 78 | 10 | - | 131 | 13.10 |
| S. Fletcher | Building Tradesman | 28 | 18 | 3 | 130 | 8.67 |

BOWLING.

| | | <u>OVERS.</u> | <u>MAID.</u> | <u>WKTS.</u> | <u>RUNS.</u> | <u>AVE.</u> |
|--------------|-------------------|---------------|--------------|--------------|--------------|-------------|
| D. Borthwick | Rooty Hill R.S.L. | 102 | 35 | 60 | 159 | 2.65 |
| S. Webster | Tregear | 118 | 32 | 52 | 206 | 3.96 |
| M. Sneesby | Rooty Hill R.S.L. | 89 | 22 | 50 | 187 | 3.74 |
| G. Wornke | Tregear | 50 | 12 | 27 | 131 | 4.85 |
| M. Brar | Quakers Hill | 61 | 14 | 25 | 126 | 5.04 |
| C. Doessell | Tregear | 65 | 12 | 23 | 161 | 7.00 |

UNDER 15 - DIVISION 1.

FINAL POINTS TABLE: Rooty Hill R.S.L. 72 , Blacktown Workers, 58,
Cedar Tavern 50, Lalor Park 42, Blacktown City 38,
St Patricks Black 8.

SEMI FINALS: Rooty Hill R.S.L. Def. Lalor Park.
Blacktown Workers Drew with Cedars Tavern.

FINAL: Rooty Hill R.S.L. Def. Blacktown Workers.

MINOR PREMIERS: Rooty Hill R.S.L.

PREMIERS: Rooty Hill R.S.L.

BEST PERFORMANCES.

| | | | |
|---------------------------|-----------|-------------------|-------|
| <u>BATTING AVERAGE:</u> | A. Vella | Rooty Hill R.S.L. | 79.50 |
| <u>BATTING AGGREGATE:</u> | D. Ebbett | Blacktown City | 376 |
| <u>HIGHEST SCORE:</u> | D. Ebbett | Blacktown City | 142 |
| <u>BOWLING AVERAGE:</u> | G. James | Rooty Hill R.S.L. | 6.66 |
| <u>BOWLING AGGREGATE:</u> | G. James | Rooty Hill R.S.L. | 41 |

BATTING.

| | | <u>H.S.</u> | <u>INNS.</u> | <u>N.O.</u> | <u>RUNS.</u> | <u>AVE.</u> |
|---------------|-------------------|-------------|--------------|-------------|--------------|-------------|
| D. Ebbert | Blacktown City | 142 | 15 | 4 | 376 | 34.18 |
| S. Flood | Lalor Park | 68x | 14 | 2 | 374 | 31.17 |
| G. McFadden | Cedars Tavern | 80x | 12 | 1 | 341 | 31.00 |
| A. Vella | Rooty Hill R.S.L. | 141x | 8 | 4 | 318 | 79.50 |
| J. McDonald | Lalor Park | 65 | 13 | - | 279 | 21.46 |
| P. Sredojevic | Blacktown Workers | 57 | 9 | 5 | 275 | 68.75 |

BOWLING.

| | | <u>OVERS</u> | <u>MAID.</u> | <u>WKTS.</u> | <u>RUNS</u> | <u>AVE.</u> |
|-------------|-------------------|--------------|--------------|--------------|-------------|-------------|
| G. James | Rooty Hill R.S.L. | 108 | 21 | 41 | 273 | 6.65 |
| A. Berry | Blacktown Workers | 97 | 21 | 33 | 231 | 7.00 |
| G. Brown | Blacktown City | 138 | 38 | 33 | 357 | 10.82 |
| S. Clapham | Rooty Hill R.S.L. | 110 | 21 | 31 | 293 | 9.45 |
| D. Dabinett | Lalor Park | 149 | 23 | 29 | 451 | 15.56 |
| G. McFadden | Cedars Tavern | 93 | 18 | 29 | 218 | 7.52 |

UNDER 14 - DIVISION 1.

| | |
|----------------------------|---|
| <u>FINAL POINTS TABLE:</u> | Rooty Hill R.S.L. 81, Blacktown Workers 65, St Patricks Black 58, Cedars Tavern 49, Doonside 39, Blacktown City 35, Shalvey Wanderers 30, St Patricks White 9. |
| <u>SEMI FINALS:</u> | Rooty Hill R.S.L. Drew with Cedars Tavern. Blacktown Workers Drew with St Patricks Black. |
| <u>FINAL:</u> | Blacktown Workers Def. Rooty Hill R.S.L. |
| <u>MINOR PREMIERS:</u> | Rooty Hill R.S.L. |
| <u>PREMIERS:</u> | Blacktown Workers. |

BEST PERFORMANCES.

| | | | |
|---------------------------|-------------|-------------------|-------|
| <u>BATTING AVERAGE:</u> | T. Dollar | Rooty Hill R.S.L. | 47.40 |
| <u>BATTING AGGREGATE:</u> | M. Williams | St Patricks Black | 369 |
| <u>HIGHEST SCORE:</u> | B. Moon | Shalvey Wanderers | 107 |
| <u>BOWLING AVERAGE:</u> | G. Comber | Rooty Hill R.S.L. | 3.74 |
| <u>BOWLING AGREGATE:</u> | M. Williams | St Patricks Black | 57 |

BATTING.

| | | <u>H.S.</u> | <u>INNS.</u> | <u>N.O.</u> | <u>RUNS.</u> | <u>AVE.</u> |
|-------------|-------------------|-------------|--------------|-------------|--------------|-------------|
| M. Williams | St Patricks Black | 97 | 13 | 4 | 369 | 41.00 |
| A. Russo | St Patricks Black | 104x | 12 | 2 | 367 | 36.70 |
| G. Foote | Rooty Hill R.S.L. | 90 | 11 | 2 | 364 | 40.44 |
| P. Clarke | Cedars Tavern | 49x | 16 | 7 | 338 | 37.56 |
| A. Davis | Rooty Hill R.S.L. | 67 | 11 | 3 | 323 | 40.38 |
| B. Moon | Shalvey Wanderers | 107 | 15 | 2 | 270 | 20.76 |
| T. Dollar | Rooty Hill R.S.L. | 73x | 10 | 5 | 237 | 47.40 |

BOWLING.

| | | <u>OVERS.</u> | <u>MAID.</u> | <u>WKTS</u> | <u>RUNS</u> | <u>AVE.</u> |
|-------------|-------------------|---------------|--------------|-------------|-------------|-------------|
| M. Williams | St Patricks Black | 210 | 55 | 57 | 455 | 7.98 |
| J. Deal | Blacktown Workers | 153 | 49 | 55 | 288 | 5.23 |
| G. Comber | Rooty Hill R.S.L. | 127 | 46 | 43 | 161 | 3.74 |
| J. Wickes | St Patricks Black | 152 | 22 | 37 | 372 | 10.05 |
| B. Cook | Cedars Tavern | 115 | 36 | 29 | 212 | 7.31 |
| P. Clarke | Cedars Tavern | 83 | 16 | 25 | 246 | 9.84 |

UNDER 13 - DIVISION 1.

FINAL POINTS TABLE:

Cedars Tavern 77, Blacktown Workers Black 65, Rooty Hill R.S.L. 39, St Patricks 34, Doonside 33, Blacktown Workers White 13.

SEMI FINALS:

Cedars Taver Def. St Patricks.
Blacktown Workers Black Drew with Rooty Hill R.S.L.

FINAL:

BLACKTOWN WORKERS BLACK DEF. CEDARS TAVERN.

MINOR PREMIERS:

Cedars Tavern.

PREMIERS:

Blacktown Workers Black.

BEST PERFORMANCES.

| | | | |
|---------------------------|-------------|-------------------------|-------|
| <u>BATTING AVERAGE:</u> | D. Simms | Blacktown Workers Black | 35.57 |
| <u>BATTING AGGREGATE:</u> | S. Falconer | Cedars Tavern | 279 |
| <u>HIGHEST SCORE:</u> | M. Davison | Cedars Tavern | 115 |
| <u>BOWLING AVERAGE:</u> | M. Davison | Cedars Tavern | 4.58 |
| <u>BOWLING AGGREGATE:</u> | M. Davison | Cedars Tavern | 52 |

BATTING.

| | | <u>H.S.</u> | <u>INNS.</u> | <u>N.O.</u> | <u>RUNS.</u> | <u>AVE.</u> |
|-------------|----------------------|-------------|--------------|-------------|--------------|-------------|
| S. Falconer | Cedars Tavern | 55 | 10 | 2 | 279 | 34.88 |
| G. Kubica | Cedars Tavern | 102x | 12 | 3 | 276 | 30.67 |
| A. Perkins | Rooty Hill R.S.L. | 46 | 13 | 1 | 264 | 22.00 |
| D. Simms | B'town Workers Black | 104x | 9 | 2 | 249 | 35.57 |
| A. Carlow | Doonside | 73x | 11 | 1 | 206 | 20.60 |
| M. Davison | Cedars Tavern | 115 | 10 | 2 | 166 | 20.75 |

BOWLING.

| | | <u>OVERS</u> | <u>MAID.</u> | <u>WKTS</u> | <u>RUNS</u> | <u>AVE.</u> |
|----------------|-------------------|--------------|--------------|-------------|-------------|-------------|
| M. Davison | Cedars Tavern | 144 | 36 | 52 | 238 | 4.58 |
| S. Falconer | Cedars Tavern | 185 | 42 | 37 | 341 | 9.22 |
| L. Ensor | St Patricks | 139 | 38 | 29 | 267 | 9.21 |
| J. Walters | Doonside | 122 | 44 | 27 | 224 | 8.29 |
| M. Burns | B'town Wkrs Black | 80 | 21 | 26 | 145 | 5.57 |
| D. Abercrombie | B'town Wkrs Black | 95 | 34 | 24 | 159 | 6.62 |

UNDER 13 - DIVISION 2

FINAL POINTS TABLE: Quakers Hill 65, Lalor Park 60, Building Tradesman Club 50, Shalvey Wanderers 46, Rooty Hill R.S.L. 21, St Patricks, 18.

SEMI FINALS: Quakers Hill Def. Shalvey Wanderers.
Lalor Park Def. Building Tradesman Club.

FINAL: Lalor Park Def. Quakers Hill.

MINOR PREMIERS: Quakers Hill

PREMIERS: Lalor Park.

BEST PERFORMANCES.

| | | | |
|---------------------------|---------------|----------------|-------|
| <u>BATTING AVERAGE:</u> | C. Bateman | Lalor Park | 32.83 |
| <u>BATTING AGGREGATE:</u> | M. Phillips | Quakers Hill | 270 |
| <u>HIGHEST SCORE:</u> | M. Phillips | Quakers Hill | 91 |
| <u>BOWLING AVERAGE:</u> | M. Nestorovic | Quakers Hill | 4.26 |
| <u>BOWLING AGGREGATE:</u> | M. Shiels | Bldg Tradesman | 64 |

BATTING.

| | | <u>H.S.</u> | <u>INNS.</u> | <u>N.O.</u> | <u>RUNS.</u> | <u>AVE.</u> |
|---------------|-------------------|-------------|--------------|-------------|--------------|-------------|
| M. Phillips | Quakers Hill | 91 | 14 | 3 | 270 | 24.54 |
| G. O'Sullivan | St Patricks | 39 | 19 | 2 | 225 | 13.24 |
| M. Shiels | Bldg Tradesman | 41 | 14 | 4 | 214 | 21.40 |
| C. Bateman | Lalor Park | 62x | 9 | 3 | 197 | 32.83 |
| S. Carroll | Shalvey Wanderers | 86x | 13 | 2 | 195 | 17.72 |
| S. Wotton | Lalor Park | 46 | 12 | 1 | 174 | 15.82 |

BOWLING.

| | | <u>OVERS.</u> | <u>MAID</u> | <u>WKTS.</u> | <u>RUNS</u> | <u>AVE.</u> |
|-----------------|-------------------|---------------|-------------|--------------|-------------|-------------|
| M. Shiels | Bldg Tradesman | 179 | 40 | 64 | 338 | 5.28 |
| S. Will | St Patricks | 156 | 33 | 47 | 389 | 8.28 |
| A. Sandy | Bldg Tradesman | 161 | 23 | 47 | 363 | 7.72 |
| D. Tillinghurst | Lalor Park | 124 | 28 | 46 | 235 | 5.11 |
| M. Phillips | Quakers Hill | 104 | 29 | 46 | 197 | 4.28 |
| S. Munday | Shalvey Wanderers | 138 | 36 | 36 | 368 | 10.22 |
| M. Nestorovic | Quakers Hill | 76 | 20 | 27 | 115 | 4.26 |

UNDER 12 - DIVISION 1.

FINAL POINTS TABLE: Doonside 83, Blacktown Workers 72, St Patricks 65, Rooty Hill R.S.L. 42, Blacktown City 32, Cedars Tavern 2.

SEMI FINALS: Doonside Drew with Rooty Hill R.S.L. Blacktown Workers Def. St Patricks.

FINAL: Doonside Def. Blacktown Workers.

MINOR PREMIERS: Doonside.

PREMIERS: Doonside.

BEST PERFORMANCES.

| | | | |
|---------------------------|------------|-------------------|-------|
| <u>BATTING AVERAGE:</u> | S. Penson | Doonside | 41.11 |
| <u>BATTING AGGREGATE:</u> | R. Birch | Rooty Hill R.S.L. | 377 |
| <u>HIGHEST SCORE:</u> | S. Penson | Doonside | 95 |
| <u>BOWLING AVERAGE:</u> | S. Baddah | Blacktown Workers | 4.36 |
| <u>BOWLING AGGREGATE:</u> | P. Maddock | Doonside | 47 |

BATTING.

| | | <u>H.S.</u> | <u>INNS.</u> | <u>N.O.</u> | <u>RUNS.</u> | <u>AVE.</u> |
|-----------------|-------------------|-------------|--------------|-------------|--------------|-------------|
| R. Birch | Rooty Hill R.S.L. | 76 | 16 | 2 | 377 | 26.93 |
| S. Penson | Doonside | 95 | 13 | 4 | 370 | 41.11 |
| P. Maddock | Doonside | 70 | 12 | 3 | 317 | 35.22 |
| J. O'Connor | Blacktown Workers | 80 | 12 | 2 | 223 | 22.30 |
| J. Gregory-naum | Blacktown City | 38 | 14 | 2 | 189 | 15.75 |
| E. Jones | Blacktown Workers | 56 | 12 | 1 | 175 | 15.90 |

BOWLING.

| | | <u>OVERS</u> | <u>MAID.</u> | <u>WKTS.</u> | <u>RUNS</u> | <u>AVE.</u> |
|-------------|-------------------|--------------|--------------|--------------|-------------|-------------|
| P. Maddock | Doonside | 151 | 49 | 47 | 227 | 4.82 |
| S. Crews | St Patricks | 188 | 56 | 43 | 289 | 6.72 |
| R. Birch | Rooty Hill R.S.L. | 125 | 36 | 39 | 326 | 8.35 |
| M. Skeen | Doonside | 124 | 35 | 32 | 202 | 6.31 |
| R. Bucksath | Rooty Hill R.S.L. | 77 | 26 | 31 | 143 | 4.61 |
| S. Baddah | Blacktown Workers | 61 | 12 | 25 | 109 | 4.36 |

UNDER 12 - DIVISION 2.

FINAL POINTS TABLE:

St Marys R.S.L. 77, St Patricks White 66,
Blacktown Workers 51, Madang 43, Building
Tradesman Club 29, St Patricks Red 11.

SEMI FINALS:

St Marys R.S.L. Drew with Madang.
St Patricks White Drew with Blacktown Workers.

FINAL:

St Patricks White Def. St Marys R.S.L.

MINOR PREMIERS:

St Marys R.S.L.

PREMIERS:

St Patricks White.

BEST PERFORMANCES.

| | | | |
|---------------------------|-------------|-----------------|--------|
| <u>BATTING AVERAGE:</u> | G. Sullivan | St Marys R.S.L. | 166.50 |
| <u>BATTING AGGREGATE:</u> | G. Sullivan | St Marys R.S.L. | 666 |
| <u>HIGHEST SCORE:</u> | G. Sullivan | St Marys R.S.L. | 162x |
| <u>BOWLING AVERAGE:</u> | G. Sullivan | St Marys R.S.L. | 4.00 |
| <u>BOWLING AGGREGATE:</u> | D. Gilman | Madang | 57 |

BATTING.

| | | <u>H.S.</u> | <u>INNS.</u> | <u>N.O.</u> | <u>RUNS.</u> | <u>AVE.</u> |
|-------------|---------------------|-------------|--------------|-------------|--------------|-------------|
| G. Sullivan | St Marys R.S.L. | 162x | 12 | 8 | 666 | 166.50 |
| C. Brigden | St Patricks White | 24 | 12 | 1 | 291 | 26.45 |
| A. Vernon | Bldg Tradesman Club | 68 | 16 | - | 242 | 15.12 |
| J. Shaw | St Marys R.S.L. | 49 | 11 | 2 | 214 | 23.77 |
| S. Cauchi | St Patricks White | 78 | 14 | 5 | 213 | 23.67 |
| S. Turner | Blacktown Workers | 56 | 14 | 5 | 196 | 21.77 |

BOWLING.

| | | <u>OVERS</u> | <u>MAID.</u> | <u>WKTS.</u> | <u>RUNS.</u> | <u>AVE.</u> |
|-----------------|-------------------|--------------|--------------|--------------|--------------|-------------|
| D. Gilman | Madang | 222 | 93 | 57 | 298 | 5.23 |
| G. Byrne | St Patricks White | 145 | 41 | 50 | 233 | 4.66 |
| J. Flood | St Marys R.S.L. | 116 | 50 | 40 | 166 | 4.15 |
| S. Turner | Blacktown Workers | 172 | 43 | 40 | 357 | 8.92 |
| G. Sullivan | St Marys R.S.L. | 127 | 61 | 39 | 156 | 4.00 |
| B. Ramchandhuri | Blacktown Workers | 153 | 37 | 36 | 272 | 7.55 |

UNDER 11.

FINAL POINTS TABLE:

Rooty Hill R.S.L. 75(75%), Cedars Tavern 73(73%), St Patricks Black 74(67.27%), Blacktown Workers 57(51.82%), Building Tradesman Club 43, Doonside 36, Shalvey Wanderers 31, St Patricks White 14, Madang 6.

SEMI FINALS:

Rooty Hill R.S.L. Drew with Blacktown Workers.
Cedars Tavern Drew with St Patricks Black.

FINAL:

Rooty Hill R.S.L. Def. Cedars Tavern.

MINOR PREMIERS:

Rooty Hill R.S.L.

PREMIERS:

Rooty Hill R.S.L.

BEST PERFORMANCES.

| | | | |
|---------------------------|-------------|--------------------|-------|
| <u>BATTING AVERAGE:</u> | D. Hay | St Patricks Black | 45.50 |
| <u>BATTING AGGREGATE:</u> | D. Duroux | Cedars Tavern | 294 |
| <u>HIGHEST SCORE:</u> | L. Williams | St Patricks Black. | 67 |
| <u>BOWLING AVERAGE:</u> | B. Dollar | Rooty Hill R.S.L. | 2.84 |
| <u>BOWLING AGGREGATE:</u> | D. Duroux | Cedars Tavern | 60 |

BATTING.

| | | <u>H.S.</u> | <u>INNS.</u> | <u>N.O.</u> | <u>RUNS.</u> | <u>AVE.</u> |
|---------------|-------------------|-------------|--------------|-------------|--------------|-------------|
| D. Duroux | Cedars Tavern | 55 | 11 | 4 | 294 | 42.00 |
| L. Williams | St Patricks Black | 67 | 10 | 2 | 225 | 28.13 |
| P. Beacroft | St Patricks Black | 55 | 10 | 2 | 224 | 28.00 |
| D. Hay | St Patricks Black | 47 | 9 | 5 | 182 | 45.50 |
| A. Alessio | Blacktown Workers | 44 | 10 | - | 169 | 16.90 |
| S. Cunningham | Cedars Tavern | 29 | 11 | 2 | 166 | 18.44 |

BOWLING.

| | | <u>OVERS.</u> | <u>MAID.</u> | <u>WKTS.</u> | <u>RUNS</u> | <u>AVE.</u> |
|----------------|-------------------|---------------|--------------|--------------|-------------|-------------|
| D. Duroux | Cedars Tavern | 125 | 40 | 60 | 176 | 2.93 |
| B. Dollar | Rooty Hill R.S.L. | 134 | 59 | 50 | 142 | 2.84 |
| L. Williams | St Patricks Black | 134 | 54 | 50 | 163 | 3.26 |
| A. Evans | Cedars Tavern | 134 | 56 | 48 | 164 | 3.42 |
| B. Abercrombie | Blacktown Workers | 153 | 54 | 48 | 198 | 4.12 |
| L. Cooper | Blacktown Workers | 150 | 52 | 46 | 241 | 5.24 |

UNDER 10 - DIVISION 1.

FINAL POINTS TABLE:

Cedars Tavern 64, Rooty Hill R.S.L. 64, Blacktown Workers 55, Blacktown City 42, Lalor Park 29, St Patricks 22.

SEMI FINALS:

Cedars Tavern Drew with Blacktown City
Rooty Hill R.S.L. Drew with Blacktown Workers.

FINAL:

Cedars Tavern Def. Rooty Hill R.S.L.

MINOR PREMIERS:

Cedars Tavern

PREMIERS:

Cedars Tavern.

BEST PERFORMANCES.

| | | | |
|---------------------------|-------------|-------------------|-------|
| <u>BATTING AVERAGE:</u> | J. Campbell | Cedars Tavern | 35.75 |
| <u>BATTING AGGREGATE:</u> | C. Pilbin | Rooty Hill R.S.L. | 402 |
| <u>HIGHEST SCORE:</u> | C. Pilbin | Rooty Hill R.S.L. | 79 |
| <u>BOWLING AVERAGE:</u> | S. Darnley | Blacktown Workers | 4.69 |
| <u>BOWLING AGGREGATE:</u> | J. Campbell | Cedars Tavern | 55 |

BATTING.

| | | <u>H.S.</u> | <u>INNS.</u> | <u>N.O.</u> | <u>RUNS.</u> | <u>AVE.</u> |
|--------------|-------------------|-------------|--------------|-------------|--------------|-------------|
| C. Pilbin | Rooty Hill R.S.L. | 79 | 19 | - | 402 | 21.16 |
| J. Campbell | Cedars Tavern | 56x | 12 | 4 | 286 | 35.75 |
| A. Woolerton | Rooty Hill R.S.L. | 45 | 19 | 2 | 248 | 14.59 |
| B. Potter | Cedars Tavern | 42 | 11 | - | 223 | 20.27 |
| N. Stewart | Blacktown Workers | 57 | 16 | 2 | 215 | 15.36 |
| M. Suckau | Blacktown City | 35 | 14 | 1 | 202 | 15.54 |

BOWLING.

| | | <u>OVERS</u> | <u>MAID.</u> | <u>WKTS.</u> | <u>RUNS</u> | <u>AVE.</u> |
|-------------|-------------------|--------------|--------------|--------------|-------------|-------------|
| J. Campbell | Cedars Tavern | 204 | 68 | 55 | 338 | 6.15 |
| J. Brown | Cedars Tavern | 158 | 35 | 54 | 315 | 5.83 |
| S. Darnley | Blacktown Workers | 145 | 46 | 49 | 230 | 4.69 |
| A. Spadaro | Blacktown Workers | 160 | 67 | 44 | 238 | 5.40 |
| R. Comber | Rooty Hill R.S.L. | 156 | 35 | 44 | 346 | 7.86 |
| M. Suciau | Blacktown City | 166 | 45 | 42 | 241 | 5.74 |

UNDER 10 - DIVISION 2.

| | |
|----------------------------|--|
| <u>FINAL POINTS TABLE:</u> | Blacktown Workers 59(65.56%), Doonside 61(61%), Rooty Hill R.S.L. 46(51.11%), Building Tradesman Club 32(32%), St Marys R.S.L., 5. |
| <u>SEMI FINALS:</u> | Blacktown Workers Def. Building Tradesman Club. Doonside Def. Rooty Hill R.S.L. |
| <u>FINAL:</u> | Blacktown Workers Def. Doonside. |
| <u>MINOR PREMIERS:</u> | Blacktown Workers. |
| <u>PREMIERS:</u> | Blacktown Workers. |

BEST PERFORMANCES.

| | | | |
|---------------------------|----------|----------|-------|
| <u>BATTING AVERAGE:</u> | C. Potts | Doonside | 46.44 |
| <u>BATTING AGGREGATE:</u> | C. Potts | Doonside | 418 |
| <u>HIGHEST SCORE:</u> | C. Potts | Doonside | 109x |
| <u>BOWLING AVERAGE:</u> | C. Potts | Doonside | 3.63 |
| <u>BOWLING AGGREGATE:</u> | C. Potts | Doonside | 47 |
| | S. Falls | Doonside | 47 |

BATTING.

| | | <u>H.S.</u> | <u>INNS.</u> | <u>N.O.</u> | <u>RUNS.</u> | <u>AVE.</u> |
|--------------|-------------------|-------------|--------------|-------------|--------------|-------------|
| C. Potts | Doonside | 109x | 11 | 2 | 418 | 46.44 |
| B. Buffett | Blacktown Workers | 38x | 11 | 3 | 203 | 25.37 |
| P. Prochadya | Rooty Hill R.S.L. | 60x | 11 | 2 | 186 | 20.67 |
| S. Falls | Doonside | 45 | 10 | - | 184 | 18.40 |
| T. Hayman | Bldg Tradesman | 43 | 14 | 4 | 179 | 17.90 |
| D. Smith | Blacktown Workers | 71 | 10 | - | 175 | 17.50 |

BOWLING.

| | | <u>OVERS.</u> | <u>MAID</u> | <u>WKTS.</u> | <u>RUNS</u> | <u>AVE.</u> |
|-----------|-------------------|---------------|-------------|--------------|-------------|-------------|
| C. Potts | Doonside | 127 | 47 | 47 | 171 | 3.63 |
| S. Falls | Doonside | 128 | 39 | 47 | 213 | 4.53 |
| H. Davis | Rooty Hill R.S.L. | 100 | 31 | 32 | 167 | 5.22 |
| N. Baxter | Rooty Hill R.S.L. | 88 | 33 | 27 | 171 | 6.33 |
| T. Kelso | Blacktown Workers | 47 | 23 | 23 | 35 | 1.52 |
| M. Joines | Blacktown Workers | 62 | 26 | 23 | 83 | 3.60 |